

**Vanderbilt (9-10, 3-4 SEC) vs. Arkansas (15-4, 4-3 SEC)**

**Nashville, Tenn. - Memorial Gym - 7:30 p.m. CT**

**TV:** SEC Network

**TV Talent:** Mike Morgan (play by play), Dane Bradshaw (color)

**Radio:** Vanderbilt Radio Network from IMG College, vucommadores.com

**Radio Talent:** Joe Fisher (pp), Tim Thompson (analyst)

**Satellite Radio:** XM 145, Sirius 380

**Live Stats:** vucommadores.com

**Twitter Updates:** @VandyMBB



### Vanderbilt Athletic Communications

2601 Jess Neely Drive, Nashville, TN 37212

phone: 615-322-4121

www.vucommadores.com

### VANDERBILT SCHEDULE/RESULTS

#### NOVEMBER

Date	VU	Opp	Opponent	Time/Result	TV/Rec.
Nov. 11	-	-	Marquette#	L, 71-95	0-1
Nov. 15	-	-	Belmont	W, 80-66	1-1
Nov. 18	-	-	Norfolk St. ^	W, 75-52	2-1
Nov. 21	-	-	Bucknell ^	L, 72-75	2-2

Nov. 24	-	RV/RV	Butler	L, 66-76	2-3
Nov. 25	-	-	Santa Clara	W, 76-66	3-3

Continental Tire Las Vegas Invitational, Las Vegas, Nev.

Nov. 29	-	-	Tennessee St.	W, 83-59	4-3
---------	---	---	---------------	----------	-----

#### DECEMBER

Date	VU	Opp	Opponent	Time	TV/Rec.
Dec. 3	-	RV/-	Minnesota+	L, 52-56	4-4
Dec. 6	-	-	High Point	W, 90-63	5-4
Dec. 8	-	-	M. Tennessee	L, 48-71	5-5
Dec. 17	-	-	Chattanooga	W, 76-74	6-5
Dec. 21	-	-	Dayton	L, 63-68	6-6
Dec. 29	-	-	LSU*	W, 96-89	7-6, 1-0

#### JANUARY

Date	VU	Opp	Opponent	Time	TV/Rec.
Jan. 4	-	-	Auburn*	W, 80-61	8-6, 2-0
Jan. 7	-	-	Alabama*	L, 56-59	8-7, 2-1
Jan. 10	-	6/6	Kentucky*	L, 81-87	8-8, 2-2
Jan. 14	-	-	Tennessee*	L, 75-87	8-9, 2-3
Jan. 17	-	-	Georgia*	L, 68-76	8-10, 2-4
Jan. 21	-	19/21	Florida*	W, 68-66	9-10, 3-4
Jan. 24	-	-	Arkansas*	7:30 pm	SECN
Jan. 28	-	-	Iowa State%	3 pm	ESPN2
Jan. 31	-	-	Texas A&M*	8 pm	ESPNU

#### FEBRUARY

Date	VU	Opp	Opponent	Time	TV/Rec.
Feb. 4	-	-	Ole Miss*	2 pm	ESPNU
Feb. 7	-	-	Arkansas*	7:30 pm	SECN
Feb. 11	-	-	Missouri*	2:30 pm	SECN
Feb. 16	-	-	Texas A&M*	6 pm	ESPN/2
Feb. 18	-	-	S. Carolina*	7:30 pm	SECN
Feb. 22	-	-	Tennessee*	5:30 pm	SECN
Feb. 25	-	-	Miss. State*	3 pm	ESPNU
Feb. 28	-	-	Kentucky*	8 pm	ESPN

#### MARCH

Date	VU	Opp	Opponent	Time	TV/Rec.
Mar. 4	-	-	Florida*	1 pm	ESPN/2

#### ALL TIMES CENTRAL

RANKINGS: AP/ESPN

\*SEC GAME; #Northwestern Mutual Veterans Classic, Annapolis, Md.;

^Continental Tire Las Vegas Invitational, Nashville, Tenn.;

+Sanford Pentagon, Sioux Falls, S.D.; %SEC/Big 12 Challenge;

SECN: SEC Network; SECN+: SEC Network Plus;

CBSSN: CBS Sports Network; TWSC: Time Warner Sports Channel

### GAME INFORMATION



**2016-17 Record:** 9-10, 3-4 SEC

**Head Coach:** Bryce Drew

**Career Record:** 133-59 (6)

**VU Record:** 9-10 (1)

#### 2016-17 LEADERS

**Points:** M. Fisher-Davis (16.4)

**Rebounds:** Jeff Roberson (7.3)

**Assists:** Riley LaChance (4.1)

**Blocks:** Luke Kornet (1.9)

### SERIES INFORMATION



**Series Record:** Arkansas leads 22-11.

**Last Meeting:** Arkansas win, 90-85, on Jan. 5, 2016, in Fayetteville.

**Record at Vanderbilt:** VU leads 8-6.

**Record at Arkansas:** Ark. leads 12-2.

**Record at Neutral Site:** Ark. leads 3-1.

**Coach Drew vs. Arkansas:** Coach Drew has never faced Arkansas.

**2016-17 Record:** 15-4, 4-3 SEC

**Head Coach:** Mike Anderson

**Career Record:** 317-166 (15)

**Arkansas Record:** 117-68 (6)

#### 2016-17 LEADERS

**Points:** KeVaughn Allen (13.2)

**Rebounds:** John Egbunu (6.9)

**Assists:** Kasey Hill (4.7)

**Blocks:** John Egbunu (1.8)

### QUICK HITTERS

★ The Commodores improved to 9-10 on the year and 3-4 in SEC play with a 68-66 win over #19/21 Florida on Saturday in Gainesville. Vanderbilt had four players score in double figures, led by Matthew Fisher-Davis, who tallied 19 points. Luke Kornet and Riley LaChance added 11 points, and Nolan Cressler chipped in 10 points.

★ The win was the Commodores' first win over a ranked Florida team in Gainesville since 2001.

★ Vanderbilt, who won the 2016 meeting, won in back-to-back years in Gainesville for the first time since 1990 and 1991.

★ The Commodores won their first road game against a ranked opponent since Dec. 29, 2011, in a win at Marquette (74-57).

★ Vanderbilt made 10 threes for the ninth time this year - the Commodores are now 8-1 on the season when making 10 or more threes.

★ Vanderbilt won their first game this year when scoring 70 points or less (1-6).

★ Vanderbilt leads the SEC in three-point field goal percentage (39.0%), threes made (9.8) and free throw percentage (77.5%) in all games. The Commodores rank eighth nationally in free-throw percentage and are 16th in 3's made per game.

★ VU's current RPI strength of schedule is 6th, and its non-conference schedule is ranked 3rd.

★ The meeting with Arkansas will be the 34th between the two schools and the 15th meeting at Vanderbilt.

★ The Commodores lost a 90-85 overtime contest last season against the Razorbacks, on Jan. 5, 2016, in Fayetteville.

★ In SEC play, Kornet is ranked in the top 10 in eight categories (Rebounding, FG%, 3FG%, 3FG Made, Blocks, Off. Rebounding, Def. Rebounding, Minutes Played).

★ Riley LaChance leads the SEC in three-point field goal percentage in all games (56.9%) and in SEC games only (53.1%). He is fourth in assist-to-turnover ratio (2.3) and seventh in the league in assists (4.1) in all games. In three's made, LaChance ranks fifth in all games (2.2) and sixth in SEC games only (2.4).

★ Matthew Fisher-Davis leads the team in scoring with 16.4 points per game, while Kornet adds 13.4 points, with Roberson (10.3) and Riley LaChance (10.2) each adding double figure scoring.

★ Fisher-Davis is eighth in the SEC in scoring in all games and fifth in SEC games only (17.4), and second in the league in three's made (2.8) in all games and first in league games only (2.9). He shoots 39.0% from three in all games, which is sixth in the SEC.


★ Fisher-Davis now has 203 career threes and is currently ninth on Vanderbilt's all-time career three's made list.

★ Roberson ranks third in the SEC in defensive rebounding and is fourth in rebounding (7.3) in all games. In SEC games only, he ranks sixth in rebounding (7.0), seventh in free-throw percentage (83.3%), fourth in defensive rebounding (5.1), and seventh in minutes played (32.9).

★ Senior guard Nolan Cressler, who transferred from Cornell after his sophomore season, eclipsed the 1,000 point barrier against Tennessee after scoring 10 points. He now has 1,030 points in his career after scoring 10 points at Florida. Cressler has scored in double figures in six of his last eight games, and has started the last two contests.

★ The Commodores are in their 84th season of SEC basketball - Vanderbilt is one of the founding members of the Southeastern Conference. Vanderbilt recently won their 700th league game at Florida.

★ Making three's is not a new thing for this year's Commodore team. Combined in their career, current players have made 735 career threes.

1		<b>PAYTON WILLIS</b> G ★ 6-4 ★ 182 ★ Fr. ★ Fayetteville, Ark. <table><tr><th>PPG</th><th>RPG</th><th>APG</th><th>SPG</th><th>BPG</th><th>MPG</th></tr><tr><td>6.6</td><td>1.9</td><td>2.4</td><td>0.6</td><td>0.1</td><td>20.4</td></tr></table>	PPG	RPG	APG	SPG	BPG	MPG	6.6	1.9	2.4	0.6	0.1	20.4	<b>NOTES:</b> Scored a career-high 17 points vs. Butler.. Started 12 games at point guard position... Scored 11 points at LSU, 10 at Alabama...Dished out 6 assists vs. Auburn...3rd Commodore from Arkansas and 1st since Ralph Childs (1955-56).	<b>CAREER HIGHS</b> <b>Pts.</b> - 17, vs. Butler (11/24/16) <b>Rebs.</b> - 5, at Alabama (1/7/17) <b>Ast.</b> - 8, vs. Santa Clara (11/25/16) <b>Min.</b> - 32, vs. Santa Clara (11/25/16)
PPG	RPG	APG	SPG	BPG	MPG											
6.6	1.9	2.4	0.6	0.1	20.4											
2		<b>JOE TOYE</b> G/F ★ 6-7 ★ 208 ★ So. ★ Chicago, Ill. <table><tr><th>PPG</th><th>RPG</th><th>APG</th><th>SPG</th><th>BPG</th><th>MPG</th></tr><tr><td>4.7</td><td>2.6</td><td>1.2</td><td>0.3</td><td>0.1</td><td>16.2</td></tr></table>	PPG	RPG	APG	SPG	BPG	MPG	4.7	2.6	1.2	0.3	0.1	16.2	<b>NOTES:</b> Played in all 19 games this season...Tied a career high with 10 points vs. Tennessee, played career-high 27 minutes... Had nine points and 3 assists in win over Auburn...Made first start of career at Georgia...Played at Whitney Young HS in Chicago.	<b>CAREER HIGHS</b> <b>Pts.</b> - 10, 3x, last vs. Tenn. (1/14/17) <b>Rebs.</b> - 6, vs. Belmont (11/15) <b>Ast.</b> - 3, vs. Auburn (1/4/17) <b>Min.</b> - 27, vs. Tenn. (1/14/17)
PPG	RPG	APG	SPG	BPG	MPG											
4.7	2.6	1.2	0.3	0.1	16.2											
3		<b>LUKE KORNET</b> F ★ 7-1 ★ 250 ★ Sr. ★ Lantana, Texas <table><tr><th>PPG</th><th>RPG</th><th>APG</th><th>SPG</th><th>BPG</th><th>MPG</th></tr><tr><td>13.4</td><td>6.2</td><td>1.3</td><td>0.5</td><td>1.9</td><td>29.9</td></tr></table>	PPG	RPG	APG	SPG	BPG	MPG	13.4	6.2	1.3	0.5	1.9	29.9	<b>NOTES:</b> 7'1 forward/center scored 11 points at Florida, his 7th straight game in double figures...Second on team in scoring with 13.4 ppg...Scored 18 points vs. Tennessee ...Scored 16 points and had eight rebounds against Kentucky...2nd on VU all-time list in career blocks.	<b>CAREER HIGHS</b> <b>Pts.</b> - 24, vs. Tenn. St. (11/23/14) <b>Rebs.</b> - 14, at Tenn. (1/20/16) <b>Ast.</b> - 4, 2x, last vs. S.C. (2/7/15) <b>Min.</b> - 38, vs. Tenn. (1/14/17)
PPG	RPG	APG	SPG	BPG	MPG											
13.4	6.2	1.3	0.5	1.9	29.9											
5		<b>MATTHEW FISHER-DAVIS</b> G ★ 6-5 ★ 185 ★ Jr. ★ Charlotte, N.C. <table><tr><th>PPG</th><th>RPG</th><th>APG</th><th>SPG</th><th>BPG</th><th>MPG</th></tr><tr><td>16.4</td><td>3.3</td><td>1.0</td><td>0.6</td><td>0.2</td><td>30.2</td></tr></table>	PPG	RPG	APG	SPG	BPG	MPG	16.4	3.3	1.0	0.6	0.2	30.2	<b>NOTES:</b> Scored career-high 33 points vs. Auburn; made 7 3's...Has scored 20+ points in 5 games this year...Averages 2.8 threes per game, 2nd in SEC...Shooting 39.0% this year from three (6th in SEC).. Made 79 3's last year and has 203 in his career.	<b>CAREER HIGHS</b> <b>Pts.</b> - 33, vs. Auburn (1/4/17) <b>Rebs.</b> - 11, vs. Wofford (12/19/15) <b>Ast.</b> - 5, at Ole Miss (3/7/15) <b>Min.</b> - 41, at Arkansas (1/5/16)
PPG	RPG	APG	SPG	BPG	MPG											
16.4	3.3	1.0	0.6	0.2	30.2											
11		<b>JEFF ROBERSON</b> F ★ 6-6 ★ 224 ★ Jr. ★ Houston, Texas <table><tr><th>PPG</th><th>RPG</th><th>APG</th><th>SPG</th><th>BPG</th><th>MPG</th></tr><tr><td>10.2</td><td>7.3</td><td>1.9</td><td>0.7</td><td>0.4</td><td>31.8</td></tr></table>	PPG	RPG	APG	SPG	BPG	MPG	10.2	7.3	1.9	0.7	0.4	31.8	<b>NOTES:</b> Scored season-high 19 points against Kentucky; also added nine rebounds...Grabbed 11 rebounds at LSU...Had career-high 16 rebs. vs. Minnesota...4th in SEC in rebounding and 3rd in def. rebounding...Scored in double figures in 12 games, had 11 pts at UGA.	<b>CAREER HIGHS</b> <b>Pts.</b> - 20, vs. Texas A&M (2/4/16) <b>Rebs.</b> - 16, vs. Minnesota (12/3/16) <b>Ast.</b> - 5, 2x, last vs. Bucknell (11/21/16) <b>Min.</b> - 38, 2x, last at UF (1/21/17)
PPG	RPG	APG	SPG	BPG	MPG											
10.2	7.3	1.9	0.7	0.4	31.8											
12		<b>DJERY BAPTISTE</b> C ★ 6-10 ★ 240 ★ R-Fr. ★ Gonaïves, Haiti <table><tr><th>PPG</th><th>RPG</th><th>APG</th><th>SPG</th><th>BPG</th><th>MPG</th></tr><tr><td>1.9</td><td>2.0</td><td>0.1</td><td>0.2</td><td>0.4</td><td>9.0</td></tr></table>	PPG	RPG	APG	SPG	BPG	MPG	1.9	2.0	0.1	0.2	0.4	9.0	<b>NOTES:</b> Made first start of his career against Butler... Scored career-high eight points in win over Belmont... Posted seven points, seven rebounds and five blocks in win over Norfolk St... Speaks four languages...Redshirted last season.	<b>CAREER HIGHS</b> <b>Pts.</b> - 8, vs. Belmont (11/15/16) <b>Rebs.</b> - 7, vs. Norfolk St. (11/18/16) <b>Ast.</b> - <b>Min.</b> - 11, vs. Belmont (11/15/16)
PPG	RPG	APG	SPG	BPG	MPG											
1.9	2.0	0.1	0.2	0.4	9.0											
13		<b>RILEY LACHANCE</b> G ★ 6-2 ★ 192 ★ Jr. ★ Brookfield, Wis. <table><tr><th>PPG</th><th>RPG</th><th>APG</th><th>SPG</th><th>BPG</th><th>MPG</th></tr><tr><td>10.3</td><td>3.3</td><td>4.1</td><td>0.5</td><td>0.1</td><td>30.9</td></tr></table>	PPG	RPG	APG	SPG	BPG	MPG	10.3	3.3	4.1	0.5	0.1	30.9	<b>NOTES:</b> Tallied season-high 24 points in win at LSU; also added 5 assists... Leads SEC in 3-point FG% at 56.9%.... Fourth in SEC in ATO ratio (2.3)...Scored in double figures in 44 career games...Scored 13 points at Georgia (3-5 from three), 11 pts vs. UF, 19 points vs. Kentucky.	<b>CAREER HIGHS</b> <b>Pts.</b> - 26, 2x, last vs. W. Carolina (12/16/14) <b>Rebs.</b> - 9, vs. Missouri (2/21/15) <b>Ast.</b> - 8, at Ole Miss (3/7/15) <b>Min.</b> - 42, 2x, last vs. Tenn. (2/11/15)
PPG	RPG	APG	SPG	BPG	MPG											
10.3	3.3	4.1	0.5	0.1	30.9											
15		<b>CLEVON BROWN</b> F ★ 6-8 ★ 219 ★ Fr. ★ San Antonio, Texas <table><tr><th>PPG</th><th>RPG</th><th>APG</th><th>SPG</th><th>BPG</th><th>MPG</th></tr><tr><td>1.5</td><td>1.3</td><td>0.1</td><td>0.0</td><td>0.4</td><td>7.4</td></tr></table>	PPG	RPG	APG	SPG	BPG	MPG	1.5	1.3	0.1	0.0	0.4	7.4	<b>NOTES:</b> Tied a career high with six points at Middle Tennessee...Also set new career highs in rebounds (4), assists (1), and minutes (17) vs. Blue Raiders...Ranked as the 9th-best player in the state of Texas by Texas Hoops, and the 126th-ranked player nationally by Rivals.com.	<b>CAREER HIGHS</b> <b>Pts.</b> - 6, 2x, last vs. MT (12/8/16) <b>Rebs.</b> - 4, vs. MT (12/8/16) <b>Ast.</b> - 1, 2x, last at UF (1/21/17) <b>Min.</b> - 17, vs. MT (12/8/16)
PPG	RPG	APG	SPG	BPG	MPG											
1.5	1.3	0.1	0.0	0.4	7.4											
24		<b>NOLAN CRESSLER</b> G ★ 6-4 ★ 210 ★ Sr. ★ Pittsburgh, Pa. <table><tr><th>PPG</th><th>RPG</th><th>APG</th><th>SPG</th><th>BPG</th><th>MPG</th></tr><tr><td>6.8</td><td>3.6</td><td>1.5</td><td>0.6</td><td>0.0</td><td>21.3</td></tr></table>	PPG	RPG	APG	SPG	BPG	MPG	6.8	3.6	1.5	0.6	0.0	21.3	<b>NOTES:</b> Scored in double figures in six of last eight games, scored 10 points at Florida...Eclipsed 1,000-pt barrier vs. UT...Transferred to VU from Cornell in spring of '14...Averaged 16.8 pts, 4.2 rebs in last year with Cornell.	<b>CAREER HIGHS</b> <b>Pts.</b> - 34, vs. Brown (2/22/14) <b>Rebs.</b> - 9, 3x, last vs. Marquette (11/11/16) <b>Ast.</b> - 5, vs. High Point (12/6/16) <b>Min.</b> - 37, 4x, last vs. Brown (2/22/14)
PPG	RPG	APG	SPG	BPG	MPG											
6.8	3.6	1.5	0.6	0.0	21.3											



## IBAS

HENRY  
GENE  
MOE  
CLARENCE

1,632  
WINS

## SUTTONS

EDDIE  
SCOTT  
SEAN

1,172  
WINS

## DREWS

HOMER  
SCOTT  
BRYCE

1,063  
WINS

## ALL-TIME WINNINGEST COLLEGIATE COACHING FAMILIES

The Drew family is the third all-time winningest collegiate coaching family in college basketball history with 1,063 wins.

### Homer Drew - 640

(Bethel College - 252; IU-South Bend - 17; Valparaiso - 371)

### Scott Drew - 290

(Valparaiso - 20; Baylor - 270)

### Bryce Drew - 133

(Valparaiso - 124; Vanderbilt - 9)

## ABOUT ARKANSAS

### QUICK FACTS

Location .....	Fayetteville, Ark.
Founded .....	1871
Conference .....	SEC
Enrollment .....	19,200
Nickname .....	Razorbacks
Colors .....	Cardinal and White
Home Arena .....	Bud Walton Arena (19,200)
President .....	Dr. Joseph E. Steinmetz
Athletics Director .....	Jeff Long
Basketball Staff	
Head Coach .....	Mike Anderson
Record Overall .....	317-166 (15)
Record at Arkansas .....	117-68 (6)
Assistant Coaches .....	Melvin Watkins, Scotty Thurman, .....T.J. Cleveland

- ★ Arkansas enters the game with a 15-4 overall record and a 4-3 mark in SEC play.
- ★ Daryl Macon leads the Razorbacks with 14.1 points per game. Dusty Hannahs averages 13.9 points per game and Moses Kinsley adds 12.3 points per contest.
- ★ Arkansas leads the series 22-11 overall, but the Commodores lead the series in Nashville, 8-6.
- ★ Vanderbilt freshman guard Payton Willis hails from Fayetteville, Arkansas, the Commodores' first player from the state of Arkansas since Ralph Childs (1955-56). Overall, Willis is Vanderbilt's third player from Arkansas.

## CAREER BLOCKS LIST

### TOTAL BLOCKS

PLAYER, YEARS	G	BS	BPG
1. Festus Ezeli, 2008-12	121	204	1.69
2. <b>Luke Kornet, 2012-</b>	<b>112</b>	<b>175</b>	<b>1.56</b>
3. Damian Jones, 2013-16	99	167	1.69
4. Will Perdue, 1984, 86-88	104	157	1.51
5. A.J. Ogilvy, 2007-10	96	145	1.51

### BLOCKS PER GAME

PLAYER, YEARS	G	BS	BPG
t1. Damian Jones, 2013-16	99	167	1.69
1. Festus Ezeli, 2008-12	121	204	1.69
2. <b>Luke Kornet, 2012-</b>	<b>112</b>	<b>175</b>	<b>1.56</b>
t4. A.J. Ogilvy, 2007-10	96	145	1.51
t4. Will Perdue, 1984, 86-88	104	157	1.51
6. Julian Terrell, 2003-06	124	116	0.94

## VU Staff Can Score

The Vanderbilt men's basketball staff has combined to score a total of 5,486 collegiate points, with head coach Bryce Drew leading the way with 2,142 points. Here's a breakdown of the staff's scoring totals.

Head Coach Bryce Drew, Valparaiso	2,142
Asst. Coach Casey Shaw, Toledo	1,562
Assoc. Head Coach Roger Powell, Jr., Illinois	1,178
Asst. Coach Jake Diebler, Valparaiso	586
<b>Total</b>	<b>5,468</b>

## Kornet Excels in Classroom

Senior center Luke Kornet has been named to the SEC Academic Honor Roll in the three years he has played at Vanderbilt, and also been named a CoSi-da All-District Academic Selection in his sophomore and junior seasons. He was also recently named to the NABC Good Works team for his work in the Vanderbilt and Nashville communities and named a candidate for the Senior CLASS Award.

Kornet is double majoring in computer science and mathematics.

## Memorial Gym close to 1,000

The matchup with Tennessee was the 997th regular season game played at Memorial Gym.

The Commodores have a 778-218 record at the SEC's oldest facility, a winning percentage of .782.

## Dores Drain Threes

Vanderbilt made 19 threes against High Point on December 6, which set a new school record for threes in a game, surpassing an 18-three performance at Tennessee on January 8, 2005.

The Commodores also set a new record for most 3-pointers made at Memorial Gym, passing the old mark of 16 that was set on Jan. 8, 1994 vs. South Carolina and then matched on Feb. 11, 1995 vs. Arkansas. The Commodores hit 12 of their 19 3-pointers in the first half.

## VU Makes Gamewinner

The Commodores made their first game-winning basket in almost four years against Chattanooga on December 17, when Luke Kornet made a three with 2.9 seconds remaining to give VU the 76-74 win over the Mocs.

The game-winner was the first since Kevin Bright made a 15-footer from the baseline on February 27, 2013, to defeat Georgia, 63-62, at Memorial Gym.

## Neutral Site Does

Vanderbilt has played in four neutral site games already this season - against Minnesota in Sioux Falls, S.D., the season opener vs. Marquette (Veterans Classic, Annapolis, Md.) and the two games at the Continental Tire Las Vegas Invitational (Butler, Santa Clara).

### STAT COMPARISON

	VU		ARK	
	All	SEC	2016-17	SEC
Record	9-10	3-4	15-4	4-3
Scoring Offense	72.4	74.9	82.1	79.4
Scoring Defense	70.8	75.0	73.3	79.9
Scoring Margin	+1.6	-0.1	+8.8	-0.4
FG%	.437	.458	.467	.468
FG% Defense	.441	.454	.417	.446
3FG%	.390	.389	.378	.398
3FG% Defense	.363	.381	.332	.340
Free Throw %	.775	.744	.757	.718
Rebounding	34.9	33.1	38.2	35.3
Rebounding Margin	+1.4	-2.0	+3.0	-2.1
Turnovers/game	12.7	11.0	12.3	11.3
Opponent Turnovers	10.7	9.7	13.3	11.4
Steals	4.2	4.7	7.4	5.3
Blocks	3.5	2.6	5.0	3.7



# LAST TIME VS. ARKANSAS

## Box Score

## RECAP



Official Basketball Box Score -- Game Totals -- Final Statistics  
**Vanderbilt vs Arkansas**  
 01/05/16 8:05 p.m. at Fayetteville, Ark. (Bud Walton Arena)



**Vanderbilt 85 • 8-6, 0-2 SEC**

#	Player		Total		3-Ptr	Rebounds					PF	TP	A	TO	Blk	Stl	Min
			FG-FGA	FG-FGA	FT-FTA	Off	Def	Tot									
11	ROBERSON, Jeff	f	1-3	1-2	2-2	1	1	2	3	5	3	2	0	0	0	0	23
30	JONES, Damian	c	9-13	0-0	6-10	1	14	15	5	24	2	3	1	0	0	0	34
04	BALDWIN IV, Wade	g	4-7	1-2	4-4	0	4	4	5	13	4	8	0	0	0	0	27
05	FISHER-DAVIS, Matthe	g	6-12	4-8	4-4	0	3	3	3	20	2	3	0	1	41	41	
13	LACHANCE, Riley	g	3-10	2-5	2-3	0	3	3	4	10	2	2	0	0	0	0	40
00	JUSTICE, Camron		0-0	0-0	0-0	0	0	0	0	0	0	1	0	0	0	0	2
02	TOYE, Joe		0-1	0-0	0-0	0	0	0	1	0	0	0	0	0	0	0	2
03	KORNET, Luke		3-4	2-3	3-4	1	7	8	2	11	3	4	1	0	0	0	28
14	JOSEPHS, Carter		0-0	0-0	2-5	1	2	3	0	2	4	2	0	0	0	0	18
24	CRESSLER, Nolan		0-2	0-0	0-0	0	1	1	2	0	0	0	0	0	0	0	6
40	HENDERSON, Josh		0-0	0-0	0-0	1	0	1	0	0	0	0	0	0	0	0	4
Team						1	0	1				1					
Totals			26-52	10-20	23-32	6	35	41	25	85	20	26	2	1	1	1	225

FG % 1st Half: 11-23 47.8% 2nd half: 13-23 56.5% OT: 2-6 33.3% Game: 26-52 50.0% Deadball  
 3FG % 1st Half: 6-11 54.5% 2nd half: 3-6 50.0% OT: 1-3 33.3% Game: 10-20 50.0% Rebounds  
 FT % 1st Half: 4-6 66.7% 2nd half: 16-22 72.7% OT: 3-4 75.0% Game: 23-32 71.9% 4,3

**Arkansas 90 • 7-7, 1-1 SEC**

		Total	3-Ptr	Rebounds											
##	Player	FG-FGA	FG-FGA	FT-FTA	Off	Def	Tot	PF	TP	A	TO	Blk	Stl	Min	
33	KINGSLEY, MOSES	f	9-17	0-0	7-10	2	6	8	3	25	0	0	0	4	38
55	MILES, KEATON	f	2-4	0-0	1-4	1	2	3	3	5	1	1	3	2	18
03	HANNAHS, DUSTY	g	2-11	0-3	9-10	3	2	5	1	13	2	0	0	0	34
04	DURHAM, JABRIL	g	2-5	0-1	7-8	0	3	3	4	11	6	2	0	4	33
05	BELL, ANTHON	g	9-18	6-10	2-3	2	1	3	3	26	1	1	0	2	34
01	THOMPSON, TREY		1-2	0-0	0-0	0	3	3	3	2	1	1	0	0	18
21	WATKINS, MANUALE		0-3	0-0	0-0	1	2	3	3	0	1	1	0	1	12
24	WHITT, JIMMY		2-6	0-0	0-0	0	1	1	1	4	1	1	2	1	13
31	BEARD, ANTON		2-5	0-0	0-0	0	1	1	3	4	0	1	0	1	22
50	KOUASSI, WILLY		0-0	0-0	0-0	0	1	1	3	0	0	0	0	0	3
Team						2	3	5							
Totals			29-71	6-14	26-35	11	25	36	27	90	13	8	5	15	225

FG % 1st Half: 13-33 39.4% 2nd half: 13-32 40.6% OT: 3-6 50.0% Game: 29-71 40.8% Deadball  
 3FG % 1st Half: 3-7 42.9% 2nd half: 3-6 50.0% OT: 0-1 0.0% Game: 6-14 42.9% Rebounds  
 FT % 1st Half: 11-13 84.6% 2nd half: 8-13 61.5% OT: 7-9 77.8% Game: 26-35 74.3% 2

Officials: Mike Nance, Lee Cassell, Olandis Poole  
 Technical fouls: Vanderbilt-None. Arkansas-None.  
 Attendance: 14179  
 Estimated Actual Attendance: 6,387  
 Fouled out: Vanderbilt #30, Jones (1:05 OT); #04, Baldwin IV (0:05.2 OT)

Score by periods	1st	2nd	OT	Total
Vanderbilt	32	45	8	85
Arkansas	40	37	13	90

	In	Off	2nd	Fast	Bench
Points	Paint	T/O	Chance	Break	
VU	24	9	10	7	13
AR	38	29	16	11	10

Last FG - VU OT-00:52, AR OT-00:33.  
 Largest lead - VU by 6 1st-17:12, AR by 13 2nd-18:48.  
 VU led for 18:01. AR led for 21:21. Game was tied for 05:36.

Score tied - 13 times.  
 Lead changed - 15 times.

FAYETTEVILLE (AP) -- Arkansas has been involved in plenty of close games this season.

The Razorbacks just haven't had much experience winning them - until Tuesday night.

Anthlon Bell scored a season-high 26 points, Moses Kingsley added 25 and Arkansas forced 26 turnovers in a 90-85 overtime victory against Vanderbilt.

Arkansas (7-7, 1-1 SEC) won its first game decided by five points or less this season after playing in its third overtime in five games.

"After the disappointing losses, we needed this one to get our confidence back," Kingsley said.

Kingsley did his part by scoring in double figures for the 14th time this season. He and Bell, who hit 6 of 10 from 3-point range, scored consistently for Arkansas, which rebounded after its 23-point loss at Texas A&M in a SEC opener last Saturday.

Arkansas also leaned on its defense to pressure Vanderbilt into its season-high for turnovers. The Commodores had 14 during a first half in which the Razorbacks started slow, but managed to build a 40-32 lead behind Kingsley's 10 points and Bell's nine.

"We actually talked about that at pregame," Bell said.

"We knew that a lot of pressure bothers them because they want to come down and run their offense and have people go from A to B."

Bell and Kingsley helped Arkansas quickly stretch its lead to 13 points early in the second half by scoring five quick points. But the Razorbacks went nearly five minutes without a field goal, while the Commodores used a 20-4 run to take a 52-49 lead.

Kingsley and Bell combined to score Arkansas' next 16 points, setting up a back-and-forth finish in regulation.

Vanderbilt guard Wade Baldwin IV made a driving layup with 12.8 seconds left to give the Commodores a 75-74 lead. After an Arkansas timeout, Bell knocked down a 3-pointer to make it 77-75 with two seconds left.

Damian Jones caught a full-court pass over 6-foot Arkansas guard Anton Beard and drove to the basket for a dunk at the buzzer to force overtime.

"We were just hoping to throw the ball down there and get an attack on the basket," Vanderbilt coach Kevin Stallings said. "Damian made a heck of a play I thought."

The 7-foot Jones equaled career highs with 24 points and 15 rebounds for Vanderbilt (8-6, 0-2).

"It shouldn't have happened," Arkansas coach Mike Anderson said. "There shouldn't have been any switching. We had guys matched up by size with each other. (Beard) should not have been over there on the big fella. It was just miscommunication.

"But our guys, they didn't put their head down."

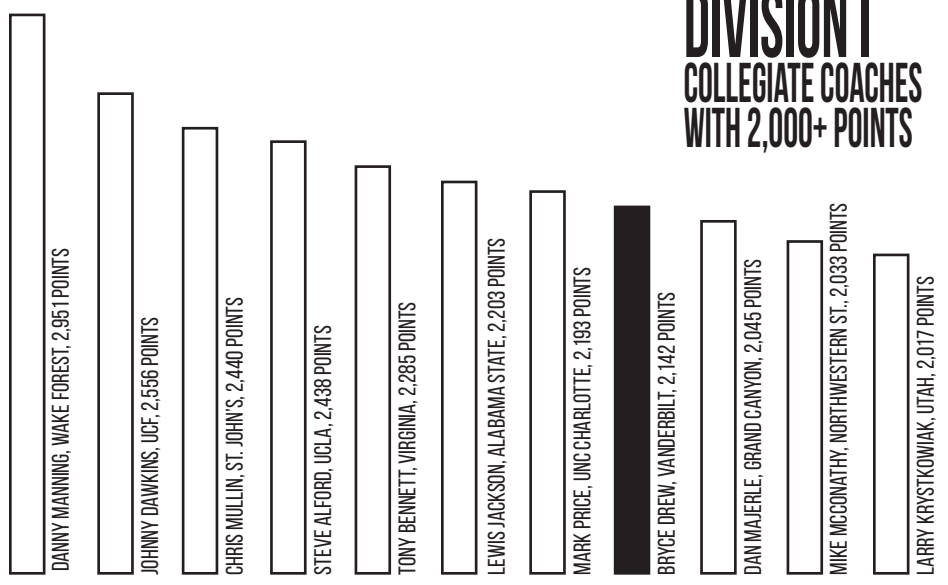
Instead, Arkansas turned to its defense. The Razorbacks forced five turnovers in overtime and converted the Vanderbilt mistakes into eight points. Arkansas outscored Vanderbilt 29-9 off turnovers.

The key stop came in the final seconds as Arkansas guard Jabril Durham had a steal and made two free throws at the other end to give the Razorbacks a five-point lead.


Durham finished with 11 points, six assists and four steals. Matthew Fisher-Davis scored a career-high 20 points for the Commodores, who have lost six of their past nine games after starting the season 5-0.

"We just had too many breakdowns in the end to be able to win the game," Stallings said.





## DIVISION I COLLEGIATE COACHES WITH 2,000+ POINTS



## DIVISION I MBB AND WBB COLLEGIATE COACHES SCORING COMBINED TOTALS

### 700th SEC Win

Vanderbilt is in its 84th SEC season and is a charter member of the league. All time against current members of the conference, Vanderbilt is 700-689.

### 983

Vanderbilt has made a 3-pointer in 983 consecutive games, a streak which began at the inception of the 3-point line in 1986-87. The Commodores rank third only to UNLV and Kentucky for the longest streak in Division I basketball. Vanderbilt, UNLV and Princeton are the only three schools in college basketball to have made at least one 3-pointer in every game played since the 3-point line was implemented.

### NBA Commodores

Vanderbilt was one of only three schools (Kentucky, Washington) with two first-round selections in the 2016 NBA Draft when Wade Baldwin IV was drafted 17th by the Memphis Grizzlies and Damian Jones was selected 30th by the Golden State Warriors. Baldwin IV and Jones became the sixth and seventh first-round picks, respectively, in the history of the program, joining Will Perdue in 1988 (11th, Chicago), Jeff Turner in 1984 (7th, New Jersey), Clyde Lee in 1966 (3rd, San Francisco), and John Jenkins (23rd, Atlanta), and Festus Ezeli (30th, Golden State) in 2012.

### First Time This Season

With the win over Chattanooga on December 17, Vanderbilt won its first game this season when: trailing at halftime, trailing with five minutes remaining, tied with two minutes remaining, in a game decided by 3 points or less, when outshot by an opponent, when outrebounded by an opponent, and when an opponent scores 70 points or more.

### Fisher-Davis in Top 10 for 3's

Matthew Fisher-Davis now has 203 threes in his Vanderbilt career and is in ninth in career threes made on the Commodores' all-time list.

### Commodores make 16 3's vs LSU

Vanderbilt made 16 of 32 threes in route to a 96-89 win over LSU on December 29. So far this season, the Commodores have played four games when making 15 or more threes, and eight with 10 or more threes.

On December 29, the two teams combined to make 33 three pointers, which set a new SEC record for combined threes in a game.

### Win on Road vs. Ranked Opponent

The Commodores won their first road game against a ranked opponent since Dec. 29, 2011, in a win at Marquette (74-57) defeating Florida on January 21, 2017, in Gainesville, 68-66,

## DORES SIGN THREE

Head Coach Bryce Drew inked his first signing class in November, signing 6'2 guard Maxwell Evans, from Houston, Texas, 6'2 guard Saben Lee, from Tempe, Ariz., and Ejike Obinna, a 6'9 center from Enugu, Nigeria.

Evans is the number 16-ranked prospect in the state of Texas and 247sports.com ranks him as the 11th-ranked combo guard nationally.

Lee is a four-star prospect and the number 92-ranked player by Scout.com and the number 17 point guard by 247sports.com.

Obinna attends the Virginia Academy in Ashburn, Va., is a 4-star prospect by ESPN.com and Rivals.com, and is the 107th-ranked prospect in the class of 2017 by 247sports.com.


## VU CAREER 3'S MADE

PLAYER, YEARS	3FGM	3FGA	PCT.
1. Shan Foster, 2005-08	367	872	.421
2. John Jenkins, 2010-12	306	699	.438
3. Ronnie McMahan, 1992-95	296	774	.382
4. Scott Draud, 1987-88, 90-91	288	657	.438
5. Frank Seckar, 1993-96	278	675	.419
6. Sam Howard, 1998-2002	238	653	.364
7. Barry Booker, 1986-89	246	535	.460
8. Drew Maddux, 1994-98	226	641	.353
9. <b>M. Fisher-Davis, 2015-</b>	<b>203</b>	<b>490</b>	<b>.414</b>
10. Mario Moore, 2003-06	197	559	.352
11. Matt Freije, 2000-04	183	515	.355
11. Rod Odom, 2010-14	183	492	.372





## HEAD COACH BRYCE DREW



### THE DREW FILE

**High School:** Valparaiso (Ind.), '94

**College:** Bachelor of Arts In Sports Management, Valparaiso, '98

**Family:** Wife, Tara, son Bryson (2)



### DREW THROUGH THE YEARS

Year	School	Position	W-L	Conf.	Postseason
2017	Vanderbilt	Head Coach	9-10	3-4	-
2016	Valparaiso	Head Coach	30-7	16-2	NIT Finals
2015	Valparaiso	Head Coach	28-6	13-3	NCAA Second Round
2014	Valparaiso	Head Coach	18-16	9-7	CollegeInsider.com First Round
2013	Valparaiso	Head Coach	26-8	13-3	NCAA Second Round
2012	Valparaiso	Head Coach	22-12	14-4	NIT First Round
2011	Valparaiso	Assistant Coach	23-12	12-6	CollegeInsider.com First Round
2010	Valparaiso	Assistant Coach	15-17	10-8	-
2009	Valparaiso	Assistant Coach	9-22	5-13	-
2008	Valparaiso	Assistant Coach	22-14	9-9	College Basketball Invite 2nd Rd.
2007	Valparaiso	Assistant Coach	16-15	9-5	-
2006	Valparaiso	Assistant Coach	17-12	8-8	-
2005	Valencia (Spain)	Player	38-14		Champions League Second Round
2004	New Orleans (NBA)	Player	41-41		East 1st round
2003	New Orleans (NBA)	Player	47-35		East 1st round
2002	Charlotte (NBA)	Player	44-38		East Semifinals
2001	Chicago (NBA)	Player	15-67		-
2000	Houston (NBA)	Player	34-48		-
1999	Houston (NBA)	Player	31-19		West 1st round
1998	Valparaiso	Player	23-10	13-3	NCAA Regional Semifinals
1997	Valparaiso	Player	24-7	13-3	NCAA First Round
1996	Valparaiso	Player	22-10	13-5	NCAA First Round
1995	Valparaiso	Player	20-8	14-4	-
<b>Head Coach Totals</b>			<b>133-59</b>	<b>68-23</b>	
<b>Totals at Vanderbilt (Head Coach)</b>			<b>9-10</b>	<b>3-4</b>	
<b>Totals at Valparaiso (Head Coach)</b>			<b>124-49</b>	<b>65-19</b>	
<b>Totals at Valparaiso (Assistant)</b>			<b>102-92</b>	<b>53-49</b>	
<b>Totals at Valparaiso (playing)</b>			<b>89-35</b>	<b>53-15</b>	
<b>Totals as NBA Player</b>			<b>212-248</b>		

<b>3</b>	Three-time Horizon League Coach of the Year
<b>25</b>	Averaged 25 wins a year in five years at Valparaiso
<b>27</b>	27th coach in Vanderbilt basketball history, and ninth of the modern era.
<b>4</b>	Postseason appearances as a head coach, including two in the NCAA Tournament and two in the NIT.
<b>15</b>	Coached 15 All-Horizon League honorees.
<b>30</b>	Won 30 games with Valparaiso in 2015-16.
<b>2,142</b>	Career points scored at Valparaiso - the most in the program's history. He is also the program's leader in 3-pointers made (364) and assists (626).
<b>2</b>	Two-time NABC District 12 Coach of the Year
<b>6</b>	Played six seasons in the NBA... Two with Houston, one with Chicago, and three with Charlotte/New Orleans
<b>1,000</b>	Scored over 1,000 points in his NBA career.
<b>12</b>	Played alongside 12 NBA All-Stars
<b>3</b>	Played with three players named among the Top 50 NBA Players of All Time - Charles Barkley, Hakeem Olajuwon, and Scottie Pippin
<b>18</b>	Has won 18 or more games each season as a head coach.



## VANDERBILT ATHLETIC COMMUNICATIONS

### INTERVIEW POLICY

Vanderbilt head coach Bryce Drew and selected Vanderbilt players will be available to the media before practice on a weekly basis during the non-conference season, and bi-weekly during the SEC season.

The times for those media sessions will be emailed to media members in advance of those pre-practice interviews.

Media may photograph the first 20 minutes of practice. All practices are closed to the public.

### POSTGAME INTERVIEW POLICY

Vanderbilt head coach Bryce Drew will enter the Memorial Gym interview room after the NCAA-mandated 10-minute cooling off period, and after the visiting team makes an appearance in the interview room.

### VUCOMMODORES.COM

The official website of Vanderbilt athletics, vucommodores.com, includes pregame notes, season statistics, videos of press conferences and meetings with the media, live stats, twitter feeds, and streaming audio and video of everything that is Commodore athletics.

### @VANDYMBB

The official Twitter feed of Vanderbilt men's basketball, follow the latest information and get breaking news on Commodore basketball.

## VU QUICK FACTS

**Location** ..... Nashville, Tenn.  
**Founded** ..... 1873  
**Conference** ..... Southeastern  
**Enrollment** ..... 6,738  
**Nickname** ..... Commodores  
**Colors** ..... Black and Gold  
**Home Arena** ..... Memorial Gymnasium (14,316)  
**Chancellor** ..... Nicholas Zeppos  
**Vice Chancellor** ..... David Williams II  
**Faculty Rep.** ..... Dr. Susan Wente

### Athletic Communications

**Men's Basketball SID** ..... Andy Boggs  
**Media Relations Address** ..... 2601 Jess Neely Dr.  
 Nashville, TN 37212  
**Office Phone** ..... (615) 343-1847  
**E-Mail** ..... Andy.Boggs@Vanderbilt.edu

## INS AND OUTS

Career Games Played	Games	Starts	Cons. Starts
Luke Kornet	112	60	23
Nolan Cressler	108	48	2
Riley LaChance	87	73	19
Matthew Fisher-Davis	85	57	1
Jeff Roberson	84	68	22
Joe Toye	49	1	0
Payton Willis	19	12	0
Djery Baptiste	19	1	0
Clemon Brown	18	0	0

### Double-Digit Scoring Games

Player	Career (Record)	'16-17	Cons.
Luke Kornet	46 (29-17)	14 (7-7)	7 (3-4)
Riley LaChance	44 (29-15)	9 (6-3)	2 (1-1)
M. Fisher-Davis	42 (26-16)	15 (9-6)	1 (1-0)
Jeff Roberson	32 (21-11)	12 (6-6)	-
Nolan Cressler	48	6 (3-3)	1 (1-0)
Joe Toye	5 (2-3)	2 (1-1)	-
Payton Willis	5 (4-1)	5 (4-1)	-

### Double-Digit Rebounding Games

Player	Career	'16-17	Cons.
Luke Kornet	10 (9-1)	2 (1-1)	-
Jeff Roberson	9 (8-1)	3 (2-1)	-
M. Fisher-Davis	1 (1-0)	-	-

### Double-Doubles

Player	Career	'16-17	Cons.
Luke Kornet	7 (6-1)	2 (1-1)	-
Jeff Roberson	7 (6-1)	2 (1-1)	-
Matthew Fisher-Davis	1 (1-0)	-	-

## SEC PRESEASON POLL

### Preseason Media Poll, Pts

- Kentucky
- Florida
- Texas A&M
- Georgia
- Arkansas
- Vanderbilt**
- Alabama
- South Carolina
- Ole Miss
- Mississippi State
- Auburn
- LSU
- Tennessee
- Missouri

### First Team All-SEC

Moses Kingsley\* - Arkansas, F, Sr.  
 J.J. Frazier - Georgia, G, Sr.  
 Edrice "Bam" Adebayo - Kentucky, F, Fr.  
 De'Aaron Fox - Kentucky, G, Fr.  
 Tyler Davis - Texas A&M, C, So.

### Second Team All-SEC

KeVaughn Allen - Florida, G, So.  
 Yante Maten - Georgia, F, Jr.  
 Isaiah Briscoe - Kentucky, G, So.  
 Malik Monk - Kentucky, G, Fr.  
 Antonio Blakeney - LSU, G, So.  
 Quindary Weatherspoon - Mississippi State, G, So.

**Luke Kornet - Vanderbilt, F, Sr.**

**SEC Player of the Year: Moses Kingsley, Arkansas**

## 2016-17 TRENDS

Winning Opening Tip .....	6-7
Losing Opening Tip .....	3-3
VU Scores First .....	5-6
Opponent Scores First .....	4-4
Leading at Halftime .....	7-3
Trailing at Halftime .....	2-6
Tied at Halftime .....	0-1
Leading with Five Minutes Remaining .....	8-1
Trailing with Five Minutes Remaining .....	1-9
Tied with Five Minutes Remaining .....	0-0
Leading with Two Minutes Remaining .....	8-0
Trailing with Two Minutes Remaining .....	0-8
Tied with Two Minutes Remaining .....	1-1
Overtime .....	0-0
Games Decided by Three Points or Less .....	2-2
Games Decided by 4-10 Points .....	2-5
Games Decided by 11-20 Points .....	2-1
Games Decided by 21-plus Points .....	3-2
VU Shoots 50% or Better .....	4-1
VU Shoots 40% or Better .....	8-5
VU Shoots Lower Than 40% .....	1-5
Opponent Shoots 50% or Better .....	2-4
Opponent Shoots 40% or Better .....	6-7
Opponent Shoots Lower Than 40% .....	3-4
VU Outshoots Opponent .....	7-2
VU Outshot by Opponent .....	2-8
Shoot Same Percentage .....	0-0
VU Scores 70 Points or More .....	8-4
VU Scores Less Than 70 Points .....	1-6
VU Scores 80 Points or More .....	5-1
VU Scores 90 Points or More .....	2-0
Opponent Scores 70 Points or More .....	2-7
Opponent Scores Less Than 70 Points .....	7-3
Opponent Scores 80 Points or More .....	1-3
Opponent Scores 90 Points or More .....	0-1
Makes More 3-Pointers Than Opponent .....	7-5
Makes Fewer 3-Pointers Than Opponent .....	1-5
3-Pointers are Equal .....	1-0
Outrebounded Opponent .....	6-3
Outrebounded by Opponent .....	2-6
Rebounds are Equal .....	1-1
Playing on National TV .....	6-8
Playing on Regional TV .....	0-0
Online Only .....	3-2
Playing on Weekday .....	7-7
Playing on Weekend .....	2-3
Game Tips Before 6 p.m. CT (afternoons) .....	1-1
Game Tips After 6 p.m. CT (evenings) .....	8-9
In White Uniforms .....	3-2
In Gold Uniforms .....	3-1
In Black Uniforms .....	3-5
In Grey Uniforms .....	0-2
In November .....	4-3
In December .....	3-3
In January .....	2-4
In February .....	0-0
In March .....	0-0
Home .....	6-3
Neutral .....	1-3
Away .....	2-4
<b>Conferences</b>	
vs. Non-Conference .....	6-6
Big East .....	0-2
Ohio Valley .....	2-0
MEAC .....	1-0
Patriot League .....	0-1
West Coast .....	1-0
Big Ten .....	0-1
Big South .....	1-0
Conference USA .....	0-1
Southern Conference .....	1-0
Atlantic 10 .....	0-1
Vs. SEC .....	3-4
<b>Lineups</b>	
Kornet, Roberson, Fisher-Davis, LaChance, Cressler .....	3-2
Kornet, Baptiste, Roberson, Fisher-Davis, LaChance .....	0-1
Kornet, Roberson, Fisher-Davis, LaChance, Willis .....	6-6
Kornet, Roberson, Toye, LaChance, Cressler .....	0-1





## LAST TIME OUT

### Box Score vs. Florida



Official Basketball Box Score -- Game Totals -- Final Statistics  
**Vanderbilt vs Florida**  
 1/21/17 12 p.m. at Exactech Arena - Gainesville, Fla.



#### Vanderbilt 68 • 9-10, 3-4 SEC

##	Player	Total			3-Ptr			Rebounds			PF	TP	A	TO	Blk	Stl	Min
		FG	FGA	FT	FTA	FG	FGA	Off	Def	Tot							
03	KORNET, Luke	f	4-6	3-5	0-0	0	4	4	4	11	0	3	1	1	33		
11	ROBERSON, Jeff	f	1-8	0-3	5-6	4	4	8	1	7	1	2	0	2	38		
05	FISHER-DAVIS, Matthe	g	6-14	3-9	4-4	0	3	3	3	19	0	1	0	1	32		
13	LACHANCE, Riley	g	4-8	3-4	0-0	0	3	3	2	11	5	2	0	0	34		
24	CRESSLER, Nolan	g	4-6	0-2	2-2	1	3	4	2	10	2	2	0	0	23		
01	WILLIS, Payton		2-3	1-1	0-0	0	0	0	1	5	0	1	0	1	13		
02	TOYE, Joe		2-3	0-1	1-1	0	3	3	2	5	2	0	0	0	18		
12	BAPTISTE, Djery		0-2	0-0	0-0	1	2	3	1	0	0	0	0	0	7		
15	BROWN, Clevon		0-0	0-0	0-0	0	0	0	0	0	1	1	1	0	2		
	Team					2	0	2									
	Totals		23-50	10-25	12-13	8	22	30	16	68	11	13	2	5	200		

FG % 1st Half: 10-27 37.0% 2nd half: 13-23 56.5% Game: 23-50 46.0%  
 3FG % 1st Half: 5-14 35.7% 2nd half: 5-11 45.5% Game: 10-25 40.0%  
 FT % 1st Half: 2-2 100.0 2nd half: 10-11 90.9% Game: 12-13 92.3%

Deadball  
Rebounds  
0

#### Florida 66 • 14-5, 5-2 SEC

##	Player	Total			3-Ptr			Rebounds			PF	TP	A	TO	Blk	Stl	Min
		FG	FGA	FT	FTA	FG	FGA	Off	Def	Tot							
01	Robinson, Devin	f	5-9	1-3	1-1	3	3	6	5	12	0	0	1	2	29		
23	Leon, Justin	f	2-5	2-3	0-0	2	4	6	4	6	2	1	2	0	29		
15	Egbunu, John	c	3-4	0-0	0-1	2	4	6	3	6	1	6	0	0	31		
00	Hill, Kasey	g	2-6	0-1	1-2	0	2	2	0	5	7	4	0	2	31		
05	Allen, KeVaughn	g	10-19	5-13	4-4	0	1	1	1	29	0	0	0	1	36		
11	Chiozza, Chris		0-2	0-2	0-0	0	1	1	0	0	2	0	0	0	14		
13	Hayes, Kavarrius		1-3	0-0	0-0	3	0	3	0	2	0	0	1	0	7		
24	Barry, Canyon		3-8	0-2	0-0	0	2	2	0	6	0	1	0	1	17		
25	Stone, Keith		0-2	0-2	0-0	0	0	0	1	0	0	0	0	0	7		
	Team					2	3	5									
	Totals		26-58	8-26	6-8	12	20	32	14	66	12	12	4	6	201		

FG % 1st Half: 13-30 43.3% 2nd half: 13-28 46.4% Game: 26-58 44.8%  
 3FG % 1st Half: 4-12 33.3% 2nd half: 4-14 28.6% Game: 8-26 30.8%  
 FT % 1st Half: 2-2 100.0 2nd half: 4-6 66.7% Game: 6-8 75.0%

Deadball  
Rebounds  
0

Officials: Antinio Petty, Doug Sirmons, John Hampton  
 Technical fouls: Vanderbilt-None. Florida-None.  
 Attendance: 10523  
 UF#01 fouls out at 1:34 second half

Score by periods	1st	2nd	Total
Vanderbilt	27	41	68
Florida	32	34	66

	In	Off	2nd	Fast	Bench
Points	Paint	T/O	Chance	Break	
VU	20	10	13	4	10
UF	28	17	9	4	8

Last FG - VU 2nd-00:36, UF 2nd-00:29.  
 Largest lead - VU by 8 1st-18:19, UF by 7 2nd-17:37.  
 VU led for 21:13. UF led for 13:38. Game was tied for 05:09.

Score tied - 9 times.  
 Lead changed - 10 times.

#### Team Notes:

- ★ Vanderbilt improved to 9-10 overall and 3-4 in SEC play after the 68-66 win over Florida on Saturday.
- ★ The win was the Commodores' first win over a ranked Florida team in Gainesville since 2001.
- ★ Vanderbilt, who won the 2016 meeting, won in back-to-back years in Gainesville for the first time since 1990 and 1991.
- ★ The Commodores won their first road game against a ranked opponent since Dec. 29, 2011, in a win at Marquette (74-57).
- ★ Vanderbilt made 10 threes for the ninth time this year - the Commodores are now 9-1 on the season when making 10 or more threes.
- ★ The Commodores were 12-13 from the free throw line, the first time since a game against Georgia (17-18), 2/27/2013 that they were over 90% from the charity stripe.
- ★ Vanderbilt won their first game this year when scoring 70 points or less (1-6).

#### Player Notes:

- ★ Vanderbilt had four players score in double figures, led by Matthew Fisher-Davis, who tallied 19 points. Luke Kornet and Riley LaChance added 11 points, and Nolan Cressler chipped in 10 points.
- ★ Jeff Roberson led the team with 8 rebounds.
- ★ Kornet, Fisher-Davis, and LaChance each made three threes in the game.
- ★ LaChance led the team with five assists.
- ★ The Commodores outscored the Gators, 13-9, in second-chance points.

### RECAP

GAINESVILLE (AP) -- Matthew Fisher-Davis' best game in weeks helped Vanderbilt and first-year coach Bryce Drew notch their biggest victory of the season.

Fisher-Davis scored 19 points, Nolan Cressler came up huge in the final minute and the Commodores upset No. 19 Florida 68-66 on Saturday. Vandy snapped a four-game losing streak and won consecutive games in Gainesville for the first time since 1991.

"It's been a tough stretch," Drew said. "We have lost a lot of close games. Our guys came out with a lot of energy today in a great environment."

The Commodores used a 12-0 run midway through the second half to take a seven-point lead and held on down the stretch in a game that featured six lead changes in the final 5 minutes.

Fisher-Davis had the go-ahead basket, a driving bank shot in the lane that put the Commodores (9-10, 3-4 SEC) up 64-63. They stayed in front from there, thanks to Florida's free throw woes. John Egbunu missed the front end of a 1-and-1, and then Kasey Hill missed another from the charity stripe with 1:04 remaining.

"It's tough," Florida's Devin Robinson said. "A two-game losing streak, it's just tough right now."

Cressler made two free throws and then scored on a baseline drive that made it a four-point game in the final seconds. Still, Florida had a chance after KeVaughn Allen followed Hill's driving layup with a steal. But Allen's fall-away 3 from the wing -- in a two-point game -- rimmed out just before the final buzzer.

Florida coach Mike White blamed himself for not calling time out and setting up a better shot. He was more concerned with his team's lackluster defense. Vanderbilt shot 56.5 percent in the second half and finished the game by making 10 of 25 from 3-point range.

"It's absolutely incredible," said White, who spent all week trying to get his players to defend the 3-point line. "I guess I didn't do a good enough job explaining it."

Fisher-Davis had somewhat struggled since scoring 33 points in a win over Auburn earlier this month. He was considerably better against the Gators (14-5, 5-2), hitting 6 of 14 shots and three 3-pointers.

Cressler finished with 10, and Luke Kornet and Riley LaChance chipped in 11 each.

"Our offense runs best when we have four players in double figures," Drew said. "We thrive on ball movement and making the extra pass. Today was a great sign of when we do execute it, our offense moves smoothly and we can make shots."







Official Basketball Box Score -- Game Totals -- Final Statistics  
**Vanderbilt vs Marquette**  
11/11/16 6:37 PM at Annapolis, Md. (Alumni Hall)



**Vanderbilt 71 • 0-1**

#	Player	Total		3-Ptr		Rebounds			PF	TP	A	TO	Blk	Stl	Min
		FG	FGA	FG	FGA	Off	Def	Tot							
03	KORNET, Luke	4	9	1	4	6	5	5	3	15	1	3	2	0	23
11	ROBERSON, Jeff	3	11	1	4	2	4	6	0	9	2	5	0	1	33
05	FISHER-DAVIS, Matthe	4	10	2	5	2	0	10	0	12	1	4	0	0	22
13	LACHANCE, Riley	3	5	2	3	1	2	0	9	2	1	1	0	0	33
24	CRESSLER, Nolan	3	8	1	1	0	3	6	9	1	7	1	3	0	19
00	JUSTICE, Camron	1	5	0	3	0	2	2	0	2	3	1	0	1	19
01	WILLIS, Payton	1	3	0	1	1	1	2	0	3	1	0	0	1	8
02	TOYE, Joe	2	4	0	2	4	1	1	2	1	8	2	1	0	21
12	BAPTISTE, Djery	0	1	0	0	1	2	0	1	4	1	0	0	1	9
15	BROWN, Clevon	2	2	1	1	0	1	2	1	5	0	1	1	0	13
	Team					1	1	2							
Totals		23	58	8	24	17	26	37	10	71	13	19	5	4	200
FG % 1st Half: 14-33 42.4%		2nd half: 9-25 36.0%		Game: 23-58 39.7%		Deadball									
3FG % 1st Half: 5-13 38.5%		2nd half: 3-11 27.3%		Game: 8-24 33.3%		Rebounds									
FT % 1st Half: 7-10 70.0%		2nd half: 10-16 62.5%		Game: 17-26 65.4%											

**Marquette 95 • 1-0**

#	Player	Total		3-Ptr		Rebounds			PF	TP	A	TO	Blk	Stl	Min
		FG	FGA	FG	FGA	FT	FTA	Off							
40	FISCHER, Luke	c	7-9	0-0	4-4	3	4	7	3	18	3	0	3	2	32
00	HOWARD, Markus	g	0-2	0-0	0-0	0	0	0	4	0	2	1	0	0	11
22	REINHARDT, Katin	g	4-14	1-6	0-0	0	4	4	1	9	3	2	0	2	26
23	JOHNSON, Jajuan	g	9-13	3-5	0-0	1	3	4	3	21	3	1	1	6	29
25	CHEATHAM, Haanif	g	6-11	3-5	0-0	0	6	6	1	15	3	1	1	0	28
01	WILSON, Duane		4-6	1-2	0-0	0	3	3	1	9	0	2	0	0	14
05	COHEN III, Sandy		0-1	0-0	0-0	1	1	2	1	0	0	2	0	0	5
10	HAUSER, Sam		5-8	4-7	0-0	1	2	3	2	14	1	0	0	1	19
12	HELDT, Matt		1-1	0-0	0-1	0	1	1	4	2	0	2	0	0	3
21	CARTER, Traci		3-6	1-3	0-0	3	1	4	2	7	5	0	0	0	19
30	ROWSEY, Andrew		0-3	0-3	0-0	0	2	2	1	0	2	0	0	0	14
Team						1	2	3				1			
Totals			39-74	13-31	4-5	10	29	39	23	95	22	12	4	13	200
FG % 1st Half: 16-35		45.7%	2nd half: 23-39	59.0%	Game: 39-74	52.7%	Deadball								
3FG % 1st Half: 3-12		25.0%	2nd half: 10-19	52.6%	Game: 13-31	41.9%	Rebounds								
FT % 1st Half: 4-5		80.0%	2nd half: 0-0	0.0%	Game: 4-5	80.0%									
															0

Officials: Michael Stephens, James Breeding, Les Jones  
Technical fouls: Vanderbilt-None. Marquette-None.  
Attendance: 2016 Veterans Classic

Score by periods	1st	2nd	Total
Vanderbilt	40	31	71
Marquette	39	56	95

Points	In	Off	2nd	Fast	Bench
VU	22	11	9	2	19
MU	44	35	19	19	32

Last FG - VU 2nd-00:00, MU 2nd-01:35.  
Largest lead - VU by 1 1st-00:25, MU by 32 2nd-03:51.  
VU led for 01:23. MU led for 35:25. Game was tied for 03:12.

Score tied - 5 times.  
Lead changed - 2 times.



Official Basketball Box Score -- Game Totals -- Final Statistics  
**Belmont vs Vanderbilt**  
11/15/16 8 p.m. at Nashville, Tenn. (Memorial Gym)



**Belmont 66 • 0-1**

#	Player	Total		3-Ptr		Rebounds			PF	TP	A	TO	Blk	Stl	Min
		FG	FGA	FG	FGA	FT	FTA	Tot							
32	EKEKEZE, Amanze	f	7-10	3-5	1-1	1	4	5	4	18	1	1	0	0	26
35	BRADDS, Evan	f	6-15	1-2	6-10	1	7	8	2	19	1	1	1	1	31
01	LUKE, Austin	g	2-7	1-6	0-0	0	3	3	2	5	6	0	0	1	29
03	WINDLER, Dylan	f	3-5	1-3	0-0	4	2	6	2	7	2	0	1	0	28
20	BARNETTE, Taylor	g	3-15	3-13	2-2	1	3	4	3	11	2	3	0	0	35
02	SMITH, Nick		1-6	0-5	0-0	1	0	1	4	2	0	0	0	1	17
11	MCCLAIN, Kevin		2-8	0-5	0-0	1	0	1	2	4	3	2	0	0	15
21	SAMPSON, Burton		0-1	0-1	0-0	0	0	0	0	0	0	1	0	0	8
24	BENKERT, Michael		0-0	0-0	0-0	1	1	2	0	0	0	0	0	1	5
31	LESTER, Josh		0-0	0-0	0-0	0	0	0	1	0	0	0	0	0	0+
41	HADDEN, Tyler		0-1	0-1	0-0	0	0	0	3	0	0	0	0	0	4
50	ADELSPERGER, Seth		0-0	0-0	0-0	0	1	1	0	0	0	0	0	0	2
	Team					0	2	2							
Totals			24-68	9-41		9-13	10-23	33	23	66	15	9	2	4	200
FG % 1st Half: 9-30 30.0%		2nd half: 15-38 39.5%		Game: 24-68 35.3%		Deadball									
3FG % 1st Half: 1-18 5.6%		2nd half: 8-23 34.8%		Game: 9-41 22.0%		Rebounds									
FT % 1st Half: 2-2 100.0%		2nd half: 7-11 63.6%		Game: 9-13 69.2%		3									

**Vanderbilt 80 • 1-1**

#	Player	Total		3-Ptr		Rebounds			PF	TP	A	TO	Blk	Stl	Min
		FG	FGA	FG	FTA	Off	Def	Tot							
03	KORNET, Luke	r	4-9	0-0	12-16	2	5	7	1	20	2	3	3	0	29
11	ROBERSON, Jeff	r	4-8	2-4	0-0	2	6	8	5	10	4	1	0	0	33
05	FISHER-DAVIS, Matthe	g	4-10	3-6	5-5	0	3	3	0	16	0	2	0	0	34
13	LACHANCE, Riley	r	1-3	1-1	2-2	0	3	3	0	5	4	1	0	0	24
24	CRESSLER, Nolan	g	2-5	1-2	0-0	1	4	5	3	5	3	0	0	1	28
00	JUSTICE, Camron	r	1-2	1-1	0-0	0	1	1	0	3	0	1	0	0	6
01	WILLIS, Payton	r	3-5	1-3	3-4	1	0	1	1	10	0	2	0	1	16
02	TOYE, Joe	r	1-3	0-1	1-2	0	6	6	0	3	0	1	0	0	14
12	BAPTISTE, Djery	r	3-5	0-0	2-2	0	3	3	4	8	0	2	0	0	11
15	BROWN, Clevon	r	0-0	0-0	0-0	0	0	0	1	0	0	0	1	0	5
Team						1	3	4				1			
Totals			23-50	9-18	25-31	7	34	41	15	80	13	14	4	2	200
FG % 1st Half: 14-26 53.8%		2nd half: 9-24 37.5%		Game: 23-50 46.0%										Deadball	
3FG % 1st Half: 6-9 66.7%		2nd half: 3-9 33.3%		Game: 9-18 50.0%										Rebounds	
FT % 1st Half: 2-4 50.0%		2nd half: 23-27 85.2%		Game: 25-31 80.6%										3,1	

Officials: Olandis Poole, Bart Lenox, Jason Baker  
Technical fouls: Belmont-None. Vanderbilt-None.  
Attendance: 9116

Score by periods	1st	2nd	Total
Belmont	21	45	66
Vanderbilt	36	44	80

Points	In	Off	2nd	Fast	Bench
BEL	28	8	7	2	6
VU	24	3	12	3	24

Last FG - BEL 2nd-00:56, VU 2nd-01:17.  
Largest lead - BEL by 2 1st-19:45, VU by 16 1st-01:41.  
BEL led for 00:15. VU led for 39:30. Game was tied for 00:15.

Score tied - 0 times.  
Lead changed - 1 time.



Official Basketball Box Score -- Game Totals -- Final Statistics  
**Norfolk State vs Vanderbilt**  
11/18/16 7 p.m. at Nashville, Tenn. (Memorial Gym)



**Norfolk State 52 • 2-2**

		Total		3-Ptr		Rebounds												
#	Player	FG	FGA	FG	FGA	FT	FTA	Off	Def	TP	PF	TP	A	TO	Blk	Stl	Min	
22	LONG,Alex	f	1-9	0-0	1-2			2	3	5	3	3	0	3	0	0	20	
05	GELLINEAU,Bryan	c	0-1	0-0	0-0			0	1	1	3	0	0	4	1	0	12	
02	ROBINSON,Zaynah	d	2-8	0-1	2-2			0	2	2	1	6	1	0	0	1	30	
03	WADE,Jonathan	g	6-14	1-4	7-9			2	6	8	2	20	0	2	0	1	36	
04	GOSS,Micah	a	1-6	1-4	0-0			0	1	1	1	3	0	0	0	0	16	
00	WARD,Carrington		2-10	0-1	0-0			1	2	3	0	4	1	1	0	1	22	
13	ALLEN,Stavian		0-0	0-0	0-0			0	2	2	3	0	0	0	0	0	8	
20	BROWN,Alex		0-1	0-0	0-0			0	0	0	0	0	0	0	0	0	7	
24	WILLIAMS,Kyle		0-1	0-1	0-0			0	0	0	0	0	0	0	0	0	11	
44	ROBINSON,Dan		3-5	0-0	1-1			3	1	4	4	7	0	0	0	0	22	
45	BUTLER,Jordan		3-5	0-0	3-6			2	2	4	4	9	0	2	0	0	16	
	Team							3	3	6								
Totals			18-60	2-11	14-20			13	23	36	21	52	2	12	1	3	200	
FG % 1st Half: 9-31		29.0%	2nd half: 9-29		31.0%	Game: 18-60		30.0%										Deadball Rebounds 2
3FG % 1st Half: 2-5		40.0%	2nd half: 0-6		0.0%	Game: 2-11		18.2%										
FT % 1st Half: 8-11		72.7%	2nd half: 6-9		66.7%	Game: 14-20		70.0%										



Official Basketball Box Score -- Game Totals -- Final Statistics  
**Vanderbilt vs Butler**  
11/24/16 5:00pm at Orleans Arena, Las Vegas, NV



**Vanderbilt 66 • 2-3**

#	Player	Total		3-Ptr		Rebounds			PF	TP	A TO Blk Stl				Min
		FG	FGA	FG	FGA	FT	FTA	Off Def Tot			A	TO	Blk	Stl	
03	KORNET, Luke	f	2-11	1-5	0-0	1	4	5	3	5	1	4	2	0	28
11	ROBERSON, Jeff	f	3-5	0-2	5-6	0	4	4	4	11	1	2	1	1	25
12	BAPTISTE, Djery	c	1-3	0-0	0-0	1	1	2	3	2	0	2	0	0	17
05	FISHER-DAVIS, Matthe	g	1-3	0-2	0-0	1	2	3	0	2	0	0	0	1	11
13	LACHANCE, Riley	g	2-6	1-2	2-2	1	3	4	3	7	6	2	0	0	34
00	JUSTICE, Camron	g	0-2	0-1	1-2	0	1	1	2	1	1	0	0	0	10
01	WILLIS, Payton	g	5-8	2-5	5-6	1	2	3	2	17	2	2	1	0	27
02	TOYE, Joe	g	3-5	0-1	1-2	0	2	2	4	7	0	1	0	1	14
15	BROWN, Clevon	g	2-4	2-2	0-0	2	2	4	2	6	0	1	0	0	16
20	MCGLOIN, Phillip	g	0-0	0-0	0-0	0	0	0	1	0	0	0	0	0	0+
24	CRESSLER, Nolan	g	3-5	1-2	1-1	0	3	3	5	8	0	2	0	2	18
Team						1	1	2							
Totals			22-52	7-22	15-19	8	25	33	29	66	11	16	4	5	200

FG % 1st Half: 11-28 39.3% 2nd half: 11-24 45.8% Game: 22-52 42.3%  
3FG % 1st Half: 4-12 33.3% 2nd half: 3-10 30.0% Game: 7-22 31.8%  
FT % 1st Half: 8-10 80.0% 2nd half: 7-9 77.8% Game: 15-19 78.9%

**Butler 76 • 5-0**

#	Player	Total		3-Ptr		Rebounds			PF	TP	A TO Blk Stl				Min
		FG	FGA	FG	FGA	FT	FTA	Off Def Tot			A	TO	Blk	Stl	
04	WIDEMAN, Tyler	f	1-4	0-0	6-6	6	1	7	2	8	1	3	0	0	27
30	MARTIN, Kelan	f	3-12	1-5	7-10	0	3	3	4	14	2	2	0	3	30
45	CHRABASCZ, Andrew	f	3-7	2-3	4-4	3	7	10	2	12	3	1	0	1	37
00	WOODSON, Avery	g	2-6	1-4	0-0	0	4	4	2	5	2	0	0	0	17
01	LEWIS, Tyler	g	4-9	1-4	6-10	0	2	2	0	15	4	2	0	0	30
03	BALDWIN, Kamar	g	5-7	2-3	0-0	0	1	1	3	12	1	1	0	1	27
11	SAVAGE, Kethan	g	1-1	0-0	0-2	0	1	1	0	2	0	0	0	0	6
20	BADDLEY, Henry	g	0-0	0-0	0-0	0	0	0	0	0	0	0	0	0	2
22	McDERMOTT, Sean	g	2-6	2-6	1-2	1	5	6	4	7	1	2	0	0	20
51	FWLER, Nate	g	0-0	0-0	1-2	2	0	2	0	1	0	1	1	1	4
Team						0	0	0							
Totals			21-52	9-25	25-36	12	24	36	17	76	14	12	1	6	200

FG % 1st Half: 10-23 43.5% 2nd half: 11-29 37.9% Game: 21-52 40.4%  
3FG % 1st Half: 7-13 53.8% 2nd half: 2-12 16.7% Game: 9-25 36.0%  
FT % 1st Half: 14-17 82.4% 2nd half: 11-19 57.9% Game: 25-36 69.4%

Officials: Duke Edsall, Rick Randall, Ed Crenshaw

Technical fouls: Vanderbilt-TEAM, Butler-None.

Attendance:

Score by periods	1st	2nd	Total
Vanderbilt	34	32	66
Butler	41	35	76

Points	In	Off	2nd	Fast	Bench
VU	30	10	8	2	39
BUT	24	21	10	4	22

Last FG - VU 2nd-00:07, BUT 2nd-01:33.  
Largest lead - VU by 4 1st-18:04, BUT by 12 2nd-01:33.  
VU led for 06:14. BUT led for 33:02. Game was tied for 00:44.

Score tied - 3 times.  
Lead changed - 5 times.



Official Basketball Box Score -- Game Totals -- Final Statistics  
**Santa Clara vs Vanderbilt**  
11/25/16 5:00 PM at Orleans Arena, Las Vegas, NV



**Santa Clara 66 • 3-4**

#	Player	Total		3-Ptr		Rebounds			PF	TP	A TO Blk Stl				Min
		FG	FGA	FG	FGA	FT	FTA	Off Def Tot			A	TO	Blk	Stl	
03	JADERSTEN, Henrik	*	2-6	1-5	0-0	0	5	5	2	5	1	0	0	0	36
04	PUGH, Jarvis	*	3-7	0-2	2-2	0	5	5	2	8	1	2	0	0	37
12	HAUSER, Matt	*	2-8	0-3	0-0	0	3	3	2	4	4	0	0	0	37
23	BROWNBRIDGE, Jared	*	10-15	4-9	12-13	0	1	1	0	36	2	1	1	0	36
43	KRATCH, Nate	*	4-9	1-2	0-0	0	3	3	4	9	0	1	0	0	27
01	WARDLOW, Evan	*	0-0	0-0	0-0	0	0	0	2	0	0	1	0	0	7
10	HEALY, Kai	*	1-2	0-0	0-0	0	0	0	3	2	0	1	0	0	11
22	HUBBARD, Matt	*	0-0	0-0	0-0	1	0	1	4	0	0	2	0	0	5
35	LEWIS, Tony	*	1-2	0-0	0-0	0	1	1	1	2	0	1	0	0	4
Team						0	2	2							
Totals			23-49	6-21	14-15	1	20	21	20	66	8	9	1	0	200

FG % 1st Half: 10-24 41.7% 2nd half: 13-25 52.0% Game: 23-49 46.9%  
3FG % 1st Half: 3-13 23.1% 2nd half: 3-8 37.5% Game: 6-21 28.6%  
FT % 1st Half: 0-0 0.0% 2nd half: 14-15 93.3% Game: 14-15 93.3%

**Vanderbilt 76 • 3-3**

#	Player	Total		3-Ptr		Rebounds			PF	TP	A TO Blk Stl				Min
		FG	FGA	FG	FGA	FT	FTA	Off Def Tot			A	TO	Blk	Stl	
01	WILLIS, Payton	*	2-5	1-4	0-0	1	3	4	0	5	8	4	0	0	32
03	KORNET, Luke	*	4-9	1-3	9-10	1	5	6	3	18	0	3	1	0	30
05	FISHER-DAVIS, Matthe	*	4-9	3-6	3-3	0	2	2	2	14	2	2	0	0	35
11	ROBERSON, Jeff	*	4-8	3-5	1-4	0	4	4	2	12	1	4	0	0	32
13	LACHANCE, Riley	*	6-7	5-6	0-0	0	4	4	4	17	6	0	0	1	32
02	TOYE, Joe	*	1-2	1-1	0-0	0	0	0	0	3	1	0	0	0	9
12	BAPTISTE, Djery	*	2-2	0-0	0-0	0	0	0	3	4	0	0	0	0	10
15	BROWN, Clevon	*	0-3	0-2	0-0	1	2	3	0	0	0	0	0	0	8
24	CRESSLER, Nolan	*	1-3	1-1	0-0	2	1	3	1	3	0	0	0	0	12
Team						2	4	6							
Totals			24-48	15-28	13-17	7	25	32	15	76	18	13	1	1	200

FG % 1st Half: 14-26 53.8% 2nd half: 10-22 45.5% Game: 24-48 50.0%  
3FG % 1st Half: 10-16 62.5% 2nd half: 5-12 41.7% Game: 15-28 53.6%  
FT % 1st Half: 3-6 50.0% 2nd half: 10-11 90.9% Game: 13-17 76.5%

Officials: Rick Randall, Ed Crenshaw, John St. Clair

Technical fouls: Santa Clara-None. Vanderbilt-None.

Attendance:

Score by periods	1st	2nd	Total
Santa Clara	23	43	66
Vanderbilt	41	35	76

Points	In	Off	2nd	Fast	Bench
SCU	22	14	2	0	4
VU	14	5	3	2	10

Last FG - SCU 2nd-00:24, VU 2nd-01:21.  
Largest lead - SCU None, VU by 18 1st-00:02.  
SCU led for 00:00. VU led for 39:43. Game was tied for 00:17.

Score tied - 0 times.  
Lead changed - 0 times.



Official Basketball Box Score -- Game Totals -- Final Statistics  
**Tennessee State vs Vanderbilt**  
11/29/16 7:00 pm at Nashville, Tenn. (Memorial Gym)



**Tennessee State 59 • 6-1**

#	Player	Total		3-Ptr		Rebounds			PF	TP	A TO Blk Stl				Min
		FG	FGA	FG	FGA	FT	FTA	Off Def Tot			A	TO	Blk	Stl	
04	HAMILTON, K.	f	7-12	3-5	2-5	3	1	4	2	19	0	4	1	0	26
33	MARTIN, Wayne	f	2-5	0-1	1-2	1	3	4	2	5	0	4	0	0	28
03	REED, Jordan	g	2-5	0-0	2-6	2	2	4	4	6	2	1	1	2	29
05	MCCALL, Tahjere	g	1-3	0-0	6-10	0	0	0	5	8	3	0	0	1	20
14	REDDICK, Darreon	g	5-14	2-3	0-0	0	0	0	0	12	0	0	0	0	28
00	CHANEY, Armani	g	1-3	0-1	0-0	0	2	2	2	2	2	2	0	0	22
07	SPENCER, Delano	g	2-7	2-5	0-0	0	0	0	2	6	1	1	0	0	22
15	WILLIAMS, Xavier	g	0-0	0-0	0-0	0	1	1	0	0	0	0	0	0	3
21	MEKOWULU, Christian	g	0-0	0-0	1-2	1	0	1	3	1	0	2	1	0	19
23	EVERETT, A'Torey	g	0-0	0-0	0-0	0	0	0	0	0	0	0	0	0	3
Team						2	2	4							
Totals			20-49	7-15	12-25	9	11	20	20	59	8	14	3	3	200

FG % 1st Half: 9-27 33.3% 2nd half: 11-22 50.0% Game: 20-49 40.8%  
3FG % 1st Half: 2-7 28.6% 2nd half: 5-8 62.5% Game: 7-15 46.7%  
FT % 1st Half: 2-6 33.3% 2nd half: 10-19 52.6% Game: 12-25 48.0%

**Vanderbilt 83 • 4-3**

#	Player		Total		3-Ptr		Rebounds			PF	TP	A TO Blk Stl				Min
			FG	FGA	FG	FGA	FT	FTA	Off			Def	Tot	A	TO	
11	ROBERSON, Jeff	f	5-10	2-4	1-2	0	5	5	3	13	0	4	0	2	31	
03	KORNET, Luke	c	2-4	0-1	8-8	3	3	6	2	12	1	3	2	1	28	
01	WILLIS, Payton	g	2-4	1-3	4-4	1	1	2	3	9	3	3	0	0	23	
05	FISHER-DAVIS, Matthe	g	6-10	2-5	8-11	2	3	5	2	22	1	2	0	2	29	
13	LACHANCE, Riley	g	4-6	4-6	0-0	1	1	2	2	12	5	0	0	0	33	
00	JUSTICE, Camron		0-2	0-1	1-3	0	0	0	2	1	1	0	0	1	5	
02	TOYE, Joe		2-3	0-0	1-2	1	1	2	1	5	0	1	0	0	11	
12	BAPTISTE, Djery		2-2	0-0	0-0	1	2	3	2	4	0	1	1	0	11	
15	BROWN, Clevon		0-3	0-2	0-0	2	0	2	1	0	0	2	0	0	10	
24	CRESSLER, Nolan		2-2	1-1	0-0	0	5	5	1	5	1	2	0	0	19	
	Team					2	5	7				1				
	Totals		25-46	10-23	23-30	13	26	39	19	83	12	19	3	6	200	



Official Basketball Box Score -- Game Totals -- Final Statistics  
**High Point vs Vanderbilt**  
12/06/16 7 p.m. at Nashville, Tenn. (Memorial Gym)



**High Point 63 • 4-5**

#	Player	Total		3-Ptr		Rebounds			PF	TP	A TO Blk Stl				Min
		FG	FGA	FG	FGA	FT	FTA	Off Def Tot							
25	MADISON, Ricky	f	0-0	0-0	2-2	0	0	0	5	2	1	3	0	1	20
33	BOWMAN JR, Miles	f	5-10	2-3	10-12	3	3	6	1	22	1	2	1	0	27
02	WHITE, Austin	g	2-3	1-1	0-0	0	1	1	1	5	3	1	0	1	20
03	WRIGHT, Jamal	g	4-4	4-4	0-0	0	4	4	3	12	1	6	0	0	30
22	FOX, Andre	g	1-8	1-2	0-0	0	2	2	0	3	0	2	0	0	24
04	WILLIAMS, Jalen		0-1	0-0	0-0	0	0	0	0	0	1	2	0	0	16
10	THOMPSON, Tarique		2-3	1-1	0-0	0	1	1	3	5	0	1	0	1	20
14	VARGO, Luke		1-1	1-1	0-0	0	0	0	0	3	1	0	0	0	10
18	LINDAUER, Anthony		4-10	2-2	1-2	0	3	3	4	11	3	2	0	2	27
34	WHITEHEAD, Jordan		0-0	0-0	0-0	0	1	1	0	0	0	0	0	0	3
35	GOODING, Dexter		0-1	0-1	0-0	0	1	1	0	0	1	0	0	0	3
Team						1	1	2							
Totals			19-41	12-15	13-16	4	17	21	17	63	12	19	1	5	200

FG % 1st Half: 14-25 56.0% 2nd half: 5-16 31.3% Game: 19-41 46.3% Deadball Rebounds 1  
3FG % 1st Half: 8-9 88.9% 2nd half: 4-6 66.7% Game: 12-15 80.0%  
FT % 1st Half: 6-7 85.7% 2nd half: 7-9 77.8% Game: 13-16 81.3%

**Vanderbilt 90 • 5-4**

		Total	3-Ptr		Rebounds											
#	Player	FG-FGA	FG-FGA	FT-FTA	Off	Def	Tot	PF	TP	A	TO	Blk	Stl	Min		
05	FISHER-DAVIS, Matthe	f	6-10	4-8	3-4	0	3	3	0	19	3	1	1	0	29	
11	ROBERSON, Jeff	f	5-8	4-7	0-0	0	3	3	2	14	2	2	0	0	25	
03	KORNET, Luke	c	3-8	0-2	2-2	0	3	3	4	8	1	1	1	1	23	
01	WILLIS, Payton	g	4-5	3-4	2-2	0	2	2	2	13	4	1	0	1	23	
13	LACHANCE, Riley	g	4-4	4-4	2-2	0	2	2	2	14	7	1	0	2	29	
00	JUSTICE, Camron		1-1	0-0	1-1	0	1	1	0	3	0	1	0	1	6	
02	TOYE, Joe		1-5	1-2	3-4	2	3	5	1	6	1	1	0	0	18	
12	BAPTISTE, Djery		0-0	0-0	0-0	0	1	1	2	0	0	1	0	0	14	
15	BROWN, Clevon		1-2	1-2	0-0	0	0	0	2	3	0	1	1	0	11	
20	MCGLOIN, Phillip		0-0	0-0	0-0	0	0	0	0	0	0	0	0	0	0+	
24	CRESSLER, Nolan		4-7	2-3	0-0	2	2	4	1	10	5	3	0	3	22	
Team						2	0	2								
Totals			29-50	19-32	13-15	6	20	26	16	90	23	13	3	8	200	
FG % 1st Half: 16-27 59.3%		2nd half: 13-23 56.5%		Game: 29-50 58.0%		Deadball Rebounds 0										
3FG % 1st Half: 12-19 63.2%		2nd half: 7-13 53.8%		Game: 19-32 59.4%												
FT % 1st Half: 6-6 100.0%		2nd half: 7-9 77.8%		Game: 13-15 86.7%												

Officials: John Hampton, Terry Moore, Nathan Bemis  
Technical fouls: High Point-None. Vanderbilt-None.  
Attendance: 8288

Score by periods	1st	2nd	Total
High Point	42	21	63
Vanderbilt	50	40	90

Last FG - HPU 2nd-00:58, VU 2nd-01:26.  
Largest lead - HPU by 7 1st-14:13, VU by 30 2nd-03:40.  
HPU led for 04:34, VU led for 34:14. Game was tied for 01:11.

Score tied - 0 times.  
Lead changed - 4 times.



Official Basketball Box Score -- Game Totals -- Final Statistics  
**Vanderbilt vs Middle Tennessee**  
12/08/16 6:35 p.m. at Murfreesboro, Tenn.



**Vanderbilt 48 • 5-5**

#	Player	Total		3-Ptr		Rebounds			PF	TP	A TO Blk Stl				Min
		FG	FGA	FG	FGA	FT	FTA	Off Def Tot							
03	KORNET, Luke	f	3-13	0-2	2-2	2	3	5	1	8	1	1	1	0	28
11	ROBERSON, Jeff	f	4-12	1-5	2-5	1	7	8	1	11	0	3	0	1	32
01	WILLIS, Payton	g	0-1	0-1	2-2	0	2	2	1	2	2	1	0	0	16
05	FISHER-DAVIS, Matthe	g	4-13	3-7	2-2	0	3	3	1	13	1	4	0	1	36
13	LACHANCE, Riley	g	1-4	0-2	0-0	0	4	4	2	2	2	3	0	0	34
02	TOYE, Joe		1-2	1-1	0-0	0	1	1	0	3	1	1	0	0	8
12	BAPTISTE, Djery		0-0	0-0	0-0	0	0	0	0	0	0	0	0	0	3
15	BROWN, Clevon		3-4	0-0	0-0	1	3	4	1	6	1	0	1	0	17
24	CRESSLER, Nolan		1-4	0-1	1-2	0	2	2	3	3	1	0	0	1	26
Team						1	3	4							
Totals			17-53	5-19	9-13	5	28	33	10	48	9	13	2	3	200

FG % 1st Half: 9-28 32.1% 2nd half: 8-25 32.0% Game: 17-53 32.1% Deadball Rebounds 2  
3FG % 1st Half: 4-13 30.8% 2nd half: 1-6 16.7% Game: 5-19 26.3%  
FT % 1st Half: 1-2 50.0% 2nd half: 8-11 72.7% Game: 9-13 69.2%

**Middle Tennessee 71 • 9-1**

#	Player	Total		3-Ptr		Rebounds			PF	TP	A TO Blk Stl				Min
		FG	FGA	FG	FGA	FT	FTA	Off Def Tot							
22	WILLIAMS, JaCorey	f	6-9	0-0	1-2	0	10	10	2	13	0	1	0	1	31
30	UPSHAW, Reggie	f	7-12	0-2	0-2	1	5	6	2	14	5	1	1	3	35
00	DIXON, Tyrik	g	1-4	0-1	0-0	1	5	6	1	2	2	3	0	1	23
11	SIMPSON, Edward	g	1-5	1-5	0-0	0	1	1	1	3	6	1	0	2	29
20	POTTS, Giddy	g	10-17	4-9	3-3	1	8	9	2	27	1	0	0	3	34
01	WALTERS, Brandon		1-4	0-0	0-0	1	1	2	1	2	1	0	1	0	10
02	JOHNSON, Antwain		0-4	0-3	3-4	1	1	2	0	3	0	0	0	0	9
04	HABERSHAM, Xavier		2-5	2-3	0-0	0	1	1	1	6	0	0	0	0	21
14	MILLER, Chase		0-0	0-0	0-0	0	0	0	0	0	0	0	1	0	2
24	COPELAND, Quavius		0-0	0-0	0-0	0	0	0	0	0	0	0	0	0	2
25	GAMBLE, Karl		0-1	0-1	1-2	0	0	0	2	1	0	0	0	0	2
45	FOOTE, Aldonis		0-0	0-0	0-0	0	0	0	2	0	0	0	0	0	2
Team						2	0	2							
Totals			28-61	7-24	8-13	7	32	39	14	71	15	6	3	10	200

FG % 1st Half: 12-29 41.4% 2nd half: 16-32 50.0% Game: 28-61 45.9% Deadball Rebounds 3,1  
3FG % 1st Half: 4-13 30.8% 2nd half: 3-11 27.3% Game: 7-24 29.2%  
FT % 1st Half: 3-6 50.0% 2nd half: 5-7 71.4% Game: 8-13 61.5%

Officials: Ray Natili, Patrick Adams, Roger Ayers  
Technical fouls: Vanderbilt-None. Middle Tennessee-None.  
Attendance: 9606

Score by periods	1st	2nd	Total
Vanderbilt	23	25	48
Middle Tennessee	31	40	71

Last FG - VU 2nd-05:23, MT 2nd-01:52.  
Largest lead - VU by 4 1st-16:01, MT by 26 2nd-06:51.  
VU led for 04:39, MT led for 34:03. Game was tied for 01:18.

Score tied - 2 times.  
Lead changed - 3 times.



Official Basketball Box Score -- Game Totals -- Final Statistics  
**Chattanooga vs Vanderbilt**  
12/17/16 7:30 p.m. at Nashville, Tenn. (Memorial Gym)



**Chattanooga 74 • 8-3**

#	Player	Total		3-Ptr		Rebounds			PF	TP	A TO Blk Stl				Min
		FG	FGA	FG	FGA	FT	FTA	Off Def Tot							
05	Justin Tuoyo	f	6-10	0-0	0-1	7	2	9	4	12	2	4	2	0	27
23	Tre' McLean	f	3-9	1-3	3-3	0	6	6	3	10	0	2	0	1	34
01	Greg Pryor	g	4-7	1-4	3-5	0	3	3	1	12	5	1	0	0	37
04	J. Burroughs-Cook	g	4-11	0-1	3-4	1	1	2	4	11	0	1	0	1	29
24	Casey Jones	g	8-11	0-0	0-2	1	2	3	2	16	1	3	0	0	26
02	Rodney Chatman		0-0	0-0	0-0	0	0	0	3	0	1	1	0	0	9
03	Nat Dixon		1-1	0-0	0-0	0	1	1	2	2	1	0	0	0	14
11	Makale Foreman		1-1	1-1	0-0	0	0	0	1	3	0	0	0	0	7
21	Makinde London		2-4	0-2	4-4	0	6	6	4	8	1	1	1	1	17
Team						2	1	3							
Totals			29-54	3-11	13-19	11	22	33	24	74	11	14	3	3	200

FG % 1st Half: 14-31 45.2% 2nd half: 15-23 65.2% Game: 29-54 53.7% Deadball Rebounds 1  
3FG % 1st Half: 2-7 28.6% 2nd half: 1-4 25.0% Game: 3-11 27.3%  
FT % 1st Half: 8-10 80.0% 2nd half: 5-9 55.6% Game: 13-19 68.4%

**Vanderbilt 76 • 6-5**

#	Player	Total		3-Ptr		Rebounds			PF	TP	A TO Blk Stl				Min
		FG-FGA	FG-FGA	FT-FTA	Off	Def	Tot								
05	FISHER-DAVIS, Matthe	f	4-14	1-7	9-9	1	6	7	3	18	2	2	0	0	37
11	ROBERSON, Jeff	f	4-10	1-4	2-2	2	3	5	3	11	2	1	2	0	35
03	KORNET, Luke	c	5-10	3-6	5-6	0	4	4	2	18	2	2	2	2	35
01	WILLIS, Payton	g	3-6	0-1	1-2	2	2	4	1	7	3	1	0	0	28
13	LACHANCE, Riley	g	1-2	1-2	4-4	1	0	1	3	7	4	1	0	0	22
02	TOYE, Joe		3-5	0-0	4-4	0	2	2	3	10	2	1	0	0	19
12	BAPTISTE, Djery		2-2	0-0	0-0	1	1	2	1	4	0	1	0	0	5
15	BROWN, Clevon		0-0	0-0	1-2	0	1	1	1	1	0	1	0	0	5
24	CRESSLER, Nolan		0-1	0-1	0-0	0	0	0	1	0	1	1	0	0	14
Team						1	0	1							
Totals			22-50	6-21	26-29	8	19	27	18	76	16	11	4	2	200
FG % 1st Half: 11-28		39.3%	2nd half: 11-22	50.0%	Game: 22-50		44.0%							Deadball	
3FG % 1st Half: 1-10		10.0%	2nd half: 5-11	45.5%	Game: 6-21		28.6%							Rebounds	
FT % 1st Half: 11-12		91.7%	2nd half: 15-17	88.2%	Game: 26-29		89.7%							1	



**Official Basketball Box Score -- Game Totals -- Final Statistics**  
**Vanderbilt vs LSU**  
 12/29/16 8:00 PM at Baton Rouge, La. (Maravich Center)



**Vanderbilt 96 • 7-6 (1-0 SEC)**

#	Player	Total		3-Ptr		Rebounds			PF	TP	A TO Blk Stl				Min
		FG	FGA	FG	FGA	FT	FTA	Off Def Tot			A	TO	Blk	Stl	
03	KORNET, Luke	f	5-7	2-4	2-2	1	3	4	3	14	2	0	0	2	33
11	ROBERSON, Jeff	f	2-8	0-3	2-3	5	6	11	2	6	6	3	1	2	37
01	WILLIS, Payton	g	4-7	3-6	0-0	0	0	0	1	11	2	3	0	2	22
05	FISHER-DAVIS, Matthe	g	5-13	4-9	9-12	0	4	4	2	23	0	2	0	0	29
13	LACHANCE, Riley	g	8-13	4-7	4-5	0	1	1	1	24	5	1	0	1	36
02	TOYE, Joe	g	3-5	2-2	0-0	0	2	2	3	8	1	0	0	1	11
12	BAPTISTE, Djery	g	0-1	0-0	0-0	1	0	1	2	0	0	0	0	0	9
24	CRESSLER, Nolan	g	4-4	1-1	1-2	1	2	3	1	10	2	1	0	1	23
Team						1	2	3			1				
Totals			31-58	16-32	18-24	9	20	29	15	96	18	11	1	9	200

FG % 1st Half: 16-32 50.0% 2nd half: 15-26 57.7% Game: 31-58 53.4%  
 3FG % 1st Half: 8-16 50.0% 2nd half: 8-16 50.0% Game: 16-32 50.0%  
 FT % 1st Half: 5-5 100.0 2nd half: 13-19 68.4% Game: 18-24 75.0%

Deadball Rebounds 1

**LSU 89 • 8-4 (0-1 SEC)**

#	Player	Total		3-Ptr		Rebounds			PF	TP	A TO Blk Stl				Min
		FG	FGA	FG	FGA	FT	FTA	Off Def Tot			A	TO	Blk	Stl	
01	REATH, Duop	f	2-4	0-0	1-2	0	2	2	2	5	0	6	2	1	32
21	EPPS, Aaron	f	1-3	0-0	1-2	1	3	4	5	3	1	3	0	0	22
00	SAMPSON, Brandon	g	4-7	4-5	0-0	0	1	1	1	12	1	4	0	1	24
02	BLAKENEY, Antonio	g	8-13	2-6	6-7	1	6	7	0	24	2	1	1	1	33
04	MAYS, Skylar	g	3-4	3-3	2-2	1	1	2	1	11	4	0	0	0	18
03	ROBINSON III, Elbert	g	0-0	0-0	0-0	0	0	0	1	0	0	0	0	0	4
10	JENKINS, Brandon	g	2-6	1-3	0-0	0	1	1	3	5	2	0	0	0	19
11	PATTERSON, Jalyn	g	4-7	3-5	0-0	0	3	3	1	11	6	0	0	2	26
20	BRIDGEWATER, Brian	g	2-2	0-0	0-0	1	0	1	2	4	0	0	0	0	2
44	SIMS, Wayde	g	5-8	4-6	0-1	1	5	6	1	14	2	1	0	2	20
Team						1	1	2							
Totals			31-54	17-28	10-16	6	23	29	17	89	18	15	3	7	200

FG % 1st Half: 13-25 52.0% 2nd half: 18-29 62.1% Game: 31-54 57.4%  
 3FG % 1st Half: 9-13 69.2% 2nd half: 8-15 53.3% Game: 17-28 60.7%  
 FT % 1st Half: 7-8 87.5% 2nd half: 3-8 37.5% Game: 10-16 62.5%

Deadball Rebounds 3

Officials: Anthony Jordan, Mike Nance, Ron Groover  
 Technical fouls: Vanderbilt-None. LSU-None.  
 Attendance: 7853

Score by periods	1st	2nd	Total
Vanderbilt	45	51	96
LSU	42	47	89

Last FG - VU 2nd-01:49, LSU 2nd-00:31.  
 Largest lead - VU by 20 2nd-09:05, LSU by 3 1st-16:59.  
 VU led for 36:06. LSU led for 02:34. Game was tied for 01:20.

Score tied - 4 times.  
 Lead changed - 4 times.



**Official Basketball Box Score -- Game Totals -- Final Statistics**  
**Auburn vs Vanderbilt**  
 01/04/17 6 p.m. at Nashville, Tenn. (Memorial Gym)



**Auburn 61 • 10-4, 0-2 SEC**

#	Player	Total		3-Ptr		Rebounds			PF	TP	A TO Blk Stl				Min
		FG	FGA	FG	FGA	FT	FTA	Off Def Tot			A	TO	Blk	Stl	
03	Purifoy, Dangel	f	3-13	2-6	2-2	1	3	4	2	10	3	2	0	3	31
50	Wiley, Austin	c	3-8	0-0	0-0	4	0	4	3	6	0	0	0	0	12
01	Harper, Jared	g	7-15	3-6	2-2	0	1	1	1	19	2	1	0	1	32
05	Heron, Mustapha	g	3-13	0-3	7-7	0	6	6	0	13	1	2	0	1	31
23	Lang, TJ	g	0-3	0-2	0-0	2	3	5	3	0	0	0	1	0	17
00	Spencer, Horace	g	1-1	0-0	0-0	1	1	2	2	2	0	1	1	0	14
02	Brown, Bryce	g	1-3	1-3	0-0	0	0	0	2	3	0	1	0	1	12
04	Dunans, T.J.	g	2-8	0-1	0-2	1	4	5	2	4	1	4	1	2	23
12	Smith, LaRon	g	0-0	0-0	0-0	0	2	2	0	0	0	0	0	0	9
24	McLemore, Anfernee	g	2-4	0-0	0-0	3	3	6	0	4	0	1	1	0	15
35	Johnson, Ronnie	g	0-0	0-0	0-0	0	0	0	1	0	1	0	0	0	4
Team						0	2	2							
Totals			22-68	6-21	11-13	12	25	37	18	61	8	12	4	8	200

FG % 1st Half: 9-29 31.0% 2nd half: 13-39 33.3% Game: 22-68 32.4%  
 3FG % 1st Half: 2-7 28.6% 2nd half: 4-14 28.6% Game: 6-21 28.6%  
 FT % 1st Half: 9-9 100.0 2nd half: 2-4 50.0% Game: 11-13 84.6%

Deadball Rebounds 1

**Vanderbilt 80 • 8-6, 2-0 SEC**

#	Player	Total		3-Ptr		Rebounds			PF	TP	A TO Blk Stl				Min
		FG	FGA	FG	FGA	FT	FTA	Off Def Tot			A	TO	Blk	Stl	
11	ROBERSON, Jeff	f	0-7	0-3	5-6	0	7	7	3	5	2	1	0	1	34
03	KORNET, Luke	c	4-9	1-2	1-3	4	7	11	2	10	2	1	4	1	31
01	WILLIS, Payton	g	3-6	1-4	0-0	1	4	5	2	7	6	3	0	1	32
05	FISHER-DAVIS, Matthe	g	11-20	7-14	4-7	0	7	7	1	33	2	2	0	2	33
13	LACHANCE, Riley	g	3-5	2-4	0-0	0	4	4	5	8	3	4	0	1	22
02	TOYE, Joe	g	4-7	1-4	0-0	0	2	2	3	9	3	3	0	1	19
12	BAPTISTE, Djery	g	0-1	0-0	0-0	1	0	1	1	0	0	0	0	0	7
15	BROWN, Clevon	g	0-0	0-0	0-0	1	0	1	0	0	0	0	1	0	8
24	CRESSLER, Nolan	g	3-3	2-2	0-0	0	1	1	0	8	0	0	0	0	14
Team						1	1	2							
Totals			28-58	14-33	10-16	8	33	41	17	80	18	14	5	7	200

FG % 1st Half: 15-31 48.4% 2nd half: 13-27 48.1% Game: 28-58 48.3%  
 3FG % 1st Half: 8-18 44.4% 2nd half: 6-15 40.0% Game: 14-33 42.4%  
 FT % 1st Half: 8-14 57.1% 2nd half: 2-2 100.0 Game: 10-16 62.5%

Deadball Rebounds 3,2

Officials: Antinio Petty, Karl Hess, Gerry Pollard  
 Technical fouls: Auburn-None. Vanderbilt-None.  
 Attendance: 9918

Score by periods	1st	2nd	Total
Auburn	29	32	61
Vanderbilt	46	34	80

Last FG - AU 2nd-00:37, VU 2nd-03:57.  
 Largest lead - AU None, VU by 26 2nd-03:57.  
 AU led for 00:00. VU led for 39:37. Game was tied for 00:23.

Score tied - 0 times.  
 Lead changed - 0 times.



**Official Basketball Box Score -- Game Totals -- Final Statistics**  
**Vanderbilt vs Alabama**  
 1/17/17 6:05 p.m. at Tuscaloosa, Ala. (Coleman Coliseum)



**Vanderbilt 56 • 8-7, 2-1**

#	Player	Total		3-Ptr		Rebounds			PF	TP	A TO Blk Stl				Min
		FG	FGA	FG	FGA	FT	FTA	Off Def Tot			A	TO	Blk	Stl	
03	KORNET, Luke	f	5-17	3-7	2-3	6	7	13	2	15	2	1	4	1	37
11	ROBERSON, Jeff	f	2-6	0-1	0-1	0	1	1	4	4	1	0	0	0	22
01	WILLIS, Payton	g	3-8	2-3	2-3	0	5	5	2	10	4	2	0	1	27
05	FISHER-DAVIS, Matthe	g	2-9	1-6	2-2	0	4	4	3	7	0	3	0	1	32
13	LACHANCE, Riley	g	3-7	2-4	0-0	0	3	3	1	8	3	4	0	0	36
02	TOYE, Joe	g	1-3	0-1	0-0	0	2	2	2	2	0	2	1	0	13
12	BAPTISTE, Djery	g	0-0	0-0	0-0	0	0	0	2	0	0	0	0	1	5
16	BROWN, Clevon	g	0-0	0-0	0-0	0	0	0	0	0	0	0	0	0	3
24	CRESSLER, Nolan	g	4-6	2-4	0-0	1	3	4	1	10	0	0	0	1	25
Team						1	2	3							
Totals			20-56	10-26	6-9	8	27	35	17	56	10	12	5	5	200

FG % 1st Half: 11-32 34.4% 2nd half: 9-24 37.5% Game: 20-56 35.7%  
 3FG % 1st Half: 5-12 41.7% 2nd half: 5-14 35.7% Game: 10-26 38.5%  
 FT % 1st Half: 3-4 75.0% 2nd half: 3-5 60.0% Game: 6-9 66.7%

Deadball Rebounds 1

**Alabama 59 • 9-5, 2-0**

#		Player	Total		3-Ptr		Rebounds			PF	TP	A	TO	Blk	Stl	Min
			FG-FGA	FG-FGA	FT-FTA	Off	Def	Tot								
01	Norris, Riley	f	0-5	0-4	0-0	0	2	2	0	0	0	0	0	0	0	19
25	Key, Braxton	f	2-7	1-2	2-2	4	7	11	3	7	1	1	0	0	0	33
05	Hall, Donta	f	0-1	0-0	0-0	1	1	2	2	0	0	2	1	0	0	8
35	Johnson Jr, Avery	g	2-7	2-3	0-0	0	0	0	1	6	0	0	0	0	1	20
12	Ingram, Dazon	g	4-12	0-2	2-5	4	6	10	0	10	5	2	1	2	31	
03	Collins, Corban	g	1-6	1-6	1-2	0	4	4	3	4	1	0	0	1	1	16
10	Taylor, Jimmie	g	4-7	0-0	2-2	5	3	8	1	10	3	3	3	0	30	
11	Hale, Shannon	g	0-3	0-2	3-4	0	1	1	0	3	3	0	0	0	0	15
20	Olaniyan, Bola	g	3-6	0-0	1-2	4	4	8	3	7	0	2	0	1	1	14
22	Davis, Ar'Mond	g	4-9	3-6	1-1	0	0	0	0	12	0	0	0	1	1	14
Team			20-63	7-25	12-18	2	2	4	13	59	13	11	5	6	200	
Totals																
FG % 1st Half: 12-35			34.3%	2nd half: 8-28			28.6%	Game: 20-63			31.7%	Deadball Rebounds				
3FG % 1st Half: 3-12			25.0%	2nd half: 4-13			30.8%	Game: 7-25			28.0%	2				
FT % 1st Half: 3-7			42.9%	2nd half: 9-11			81.8%	Game: 12-18			66.7%					





Official Basketball Box Score -- Game Totals -- Final Statistics  
**Tennessee vs Vanderbilt**  
01/14/17 7:30 p.m. at Nashville, Tenn. (Memorial Gym)



**Tennessee 87 • 9-8, 2-3 SEC**

#	Player	Total		3-Ptr		Rebounds			PF	TP	A TO Blk Stl				Min
		FG	FGA	FG	FGA	FT	FTA	Off Def Tot			A	TO	Blk	Stl	
02	Williams, Grant	f	5-9	0-2	2-2	4	5	9	3	12	1	1	4	1	33
11	Alexander, Kyle	f	0-1	0-0	0-0	0	1	1	1	0	0	0	0	0	6
00	Bone, Jordan	g	8-12	4-5	3-4	0	1	1	2	23	5	1	0	0	31
03	Hubbs III, Robert	g	6-12	0-1	0-2	1	2	3	0	12	2	1	0	0	35
23	Bowden, Jordan	g	2-3	0-1	0-0	0	1	1	2	4	3	0	0	1	16
01	Turner, Lamonte	g	2-2	2-2	6-6	0	2	2	1	12	4	0	0	0	19
05	Schofield, Admiral	g	7-11	1-2	0-0	1	2	3	3	15	3	2	0	0	23
12	Parker, Kwe	g	0-0	0-0	0-0	0	0	0	0	0	0	0	0	0	2
21	Evans, Lew	g	2-4	0-0	0-0	0	2	2	4	4	0	0	0	0	16
25	Phillips, Shembari	g	2-4	1-2	0-0	0	2	2	3	5	0	0	0	2	19
Team						2	0	2			1				
Totals			34-58	8-15	11-14	8	18	26	19	87	18	6	4	4	200

FG % 1st Half: 18-33 54.5% 2nd half: 16-25 64.0% Game: 34-58 58.6% Deadball Rebounds 1  
3FG % 1st Half: 3-7 42.9% 2nd half: 5-8 62.5% Game: 8-15 53.3%  
FT % 1st Half: 0-0 0.0% 2nd half: 11-14 78.6% Game: 11-14 78.6%

**Vanderbilt 75 • 8-9, 2-3 SEC**

#	Player	Total		3-Ptr		Rebounds			PF	TP	A TO Blk Stl				Min
		FG	FGA	FG	FGA	FT	FTA	Off Def Tot			A	TO	Blk	Stl	
11	ROBERSON, Jeff	f	5-9	0-1	2-2	1	5	6	3	12	3	1	0	0	30
03	KORNET, Luke	c	7-12	2-4	2-2	5	2	7	2	18	1	2	3	0	38
01	WILLIS, Payton	g	1-3	0-1	0-0	0	0	0	0	2	1	1	0	0	11
05	FISHER-DAVIS, Matthe	g	4-6	2-3	2-5	0	1	1	5	12	0	3	0	0	25
13	LACHANCE, Riley	g	2-6	1-2	4-4	0	4	4	2	9	2	2	0	0	38
02	TOYE, Joe	g	3-5	1-2	3-4	1	4	5	0	10	1	0	0	1	27
12	BAPTISTE, Djery	g	0-0	0-0	2-2	1	0	1	0	2	0	0	0	0	2
15	BROWN, Clevon	g	0-0	0-0	0-0	0	0	0	0	0	0	0	0	0	0+
24	CRESSLER, Nolan	g	4-8	0-1	2-0	0	1	1	2	10	3	0	0	1	29
Team						0	1	1							
Totals			26-49	6-14	17-21	8	18	26	14	75	11	9	3	2	200

FG % 1st Half: 10-18 55.6% 2nd half: 16-31 51.6% Game: 26-49 53.1% Deadball Rebounds 1  
3FG % 1st Half: 1-3 33.3% 2nd half: 5-11 45.5% Game: 6-14 42.9%  
FT % 1st Half: 13-16 81.3% 2nd half: 4-5 80.0% Game: 17-21 81.0%

Officials: Pat Adams, Ray Natili, Brian Shey  
Technical fouls: Tennessee-None. Vanderbilt-FISHER-DAVIS, Matthe.  
Attendance: 12235

Score by periods	1st	2nd	Total
Tennessee	39	48	87
Vanderbilt	34	41	75

Last FG - UT 2nd-01:41, VU 2nd-01:33.  
Largest lead - UT by 14 2nd-01:41, VU by 5 1st-15:23.  
UT led for 32:18. VU led for 05:42. Game was tied for 01:38.

Points	In Paint	Off T/O	2nd Chance	Fast Break	Bench
UT	40	17	15	6	36
VU	38	4	8	2	22

Score tied - 3 times.  
Lead changed - 2 times.



Official Basketball Box Score -- Game Totals -- Final Statistics  
**Vanderbilt vs Georgia**  
01/17/17 9:00 PM ET at Stegeman Coliseum - Athens, Ga.



**Vanderbilt 68 • 8-10, 2-4**

#	Player	Total		3-Ptr		Rebounds			PF	TP	A TO Blk Stl				Min
		FG	FGA	FG	FGA	FT	FTA	Off Def Tot			A	TO	Blk	Stl	
03	KORNET, Luke	f	7-13	4-9	1-2	1	3	4	3	19	2	1	0	0	30
11	ROBERSON, Jeff	f	4-10	1-3	2-2	2	6	8	2	11	0	3	0	1	31
02	TOYE, Joe	g	0-3	0-0	1-2	0	3	3	2	1	2	0	1	0	21
13	LACHANCE, Riley	g	5-10	3-5	0-0	0	2	2	4	13	4	1	0	0	27
24	CRESSLER, Nolan	g	5-9	1-4	0-0	1	5	6	4	11	4	3	0	1	30
01	WILLIS, Payton	g	2-3	0-1	0-0	0	0	0	2	4	1	1	0	1	18
05	FISHER-DAVIS, Matthe	g	4-13	1-7	0-0	1	3	4	3	9	1	1	0	0	24
12	BAPTISTE, Djery	g	0-1	0-0	0-0	3	1	4	1	0	0	0	0	0	10
15	BROWN, Clevon	g	0-2	0-2	0-0	0	1	1	1	0	0	0	0	0	9
Team						3	2	5			1				
Totals			27-64	10-31	4-6	11	26	37	22	68	14	11	1	3	200

FG % 1st Half: 11-24 45.8% 2nd half: 16-40 40.0% Game: 27-64 42.2% Deadball Rebounds 2  
3FG % 1st Half: 1-9 11.1% 2nd half: 9-22 40.9% Game: 10-31 32.3%  
FT % 1st Half: 2-4 50.0% 2nd half: 2-2 100.0% Game: 4-6 66.7%

**Georgia 76 • 12-6, 4-2**

#	Player	Total		3-Ptr		Rebounds			PF	TP	A TO Blk Stl				Min
		FG	FGA	FG	FGA	FT	FTA	Off Def Tot			A	TO	Blk	Stl	
01	Maten, Yante	f	7-13	2-3	5-7	2	2	4	1	21	3	0	1	0	33
34	Ogbeide, Derek	f	5-6	0-0	1-2	1	2	3	1	11	0	0	0	0	21
02	Harris, Jordan	g	2-5	0-3	2-2	0	1	1	2	6	3	2	0	1	21
03	Parker, Juwan	g	5-10	1-2	6-8	1	5	6	4	17	0	2	0	1	27
30	Frazier, J.J.	g	4-11	3-6	4-6	1	5	6	0	15	5	0	0	2	33
00	Jackson II, William	g	0-2	0-1	1-2	1	1	2	0	1	2	0	0	0	16
04	Crump, Tyree	g	0-0	0-0	0-0	0	2	2	0	0	2	1	0	0	2
05	Diatla, Pape	g	0-0	0-0	0-0	0	0	0	0	0	1	1	0	0	4
13	Wilridge, E'Torrior	g	0-0	0-0	0-2	0	0	0	0	0	0	0	1	1	3
24	Kessler, Houston	g	0-1	0-0	0-0	0	0	0	1	0	0	0	0	0	5
25	Geno, Kenny Paul	g	0-0	0-0	0-0	0	2	2	4	0	0	0	1	1	18
32	Edwards, Mike	g	1-5	0-0	3-5	2	3	5	0	5	0	0	0	0	17
Team						0	1	1							
Totals			24-53	6-15	22-34	8	24	32	13	76	16	6	3	5	200

FG % 1st Half: 13-27 48.1% 2nd half: 11-26 42.3% Game: 24-53 45.3% Deadball Rebounds 7,2  
3FG % 1st Half: 3-7 42.9% 2nd half: 3-8 37.5% Game: 6-15 40.0%  
FT % 1st Half: 5-10 50.0% 2nd half: 17-24 70.8% Game: 22-34 64.7%

Officials: Tony Greene, Michael Roberts, Michael Stephens  
Technical fouls: Vanderbilt-None. Georgia-None.  
Attendance: 7480

Score by periods	1st	2nd	Total
Vanderbilt	25	43	68
Georgia	34	42	76

Last FG - VU 2nd-00:15, UGA 2nd-04:09.  
Largest lead - VU by 2 1st-19:08, UGA by 13 1st-03:23.  
VU led for 01:35. UGA led for 37:10. Game was tied for 01:15.

Points	In Paint	Off T/O	2nd Chance	Fast Break	Bench
VU	28	8	5	4	13
UGA	22	14	8	4	6

Score tied - 1 time.  
Lead changed - 1 time.



Official Basketball Box Score -- Game Totals -- Final Statistics  
**Vanderbilt vs Florida**  
1/21/17 12 p.m. at ExacTech Arena - Gainesville, Fla.



**Vanderbilt 68 • 9-10, 3-4 SEC**

#	Player	Total		3-Ptr		Rebounds			PF	TP	A TO Blk Stl				Min
		FG	FGA	FG	FGA	FT	FTA	Off Def Tot			A	TO	Blk	Stl	
03	KORNET, Luke	f	4-6	3-5	0-0	0	4	4	4	11	0	3	1	1	33
11	ROBERSON, Jeff	f	1-8	0-3	5-6	4	4	8	1	7	1	2	0	2	38
05	FISHER-DAVIS, Matthe	g	6-14	3-9	4-4	0	3	3	3	19	0	1	0	1	32
13	LACHANCE, Riley	g	4-8	3-4	0-0	0	3	3	2	11	5	2	0	0	34
24	CRESSLER, Nolan	g	4-6	0-2	2-2	1	3	4	2	10	2	2	0	0	23
01	WILLIS, Payton	g	2-3	1-1	0-0	0	0	0	1	5	0	1	0	1	13
02	TOYE, Joe	g	2-3	0-1	1-1	0	3	3	2	5	2	0	0	0	18
12	BAPTISTE, Djery	g	0-2	0-0	0-0	1	2	3	1	0	0	0	0	0	7
15	BROWN, Clevon	g	0-0	0-0	0-0	0	0	0	0	0	1	1	1	0	2
Team						2	0	2			1				
Totals			23-50	10-25	12-13	8	22	30	16	68	11	13	2	5	200

FG % 1st Half: 10-27 37.0% 2nd half: 13-23 56.5% Game: 23-50 46.0% Deadball Rebounds 0  
3FG % 1st Half: 5-14 35.7% 2nd half: 5-11 45.5% Game: 10-25 40.0%  
FT % 1st Half: 2-2 100.0% 2nd half: 10-11 90.9% Game: 12-13 92.3%

**Florida 66 • 14-5, 5-2 SEC**

#		Player	Total		3-Ptr		Rebounds			PF	TP	A TO Blk Stl				Min
			FG	FGA	FG	FGA	FT	FTA	Off			Def	Total	A	TO	
01		Robinson, Devin	f	5-9	1-3	1-1	3	3	6	5	12	0	0	1	2	29
23		Leon, Justin	f	2-5	2-3	0-0	2	4	6	4	6	2	1	2	0	29
15		Egbunu, John	c	3-4	0-0	0-1	2	4	6	3	6	1	6	0	0	31
00		Hill, Kasey	g	2-6	0-1	1-2	0	2	2	0	5	7	4	0	2	31
05		Allen, KeVaughn	g	10-19	5-13	4-4	0	1	1	1	29	0	0	0	1	36
11		Chiozza, Chris	g	0-2	0-2	0-0	0	1	1	0	0	2	0	0	0	14
13		Hayes, Kevarius		1-3	0-0	0-0	3	3	0	2	0	0	0	1	0	7
24		Barry, Canyon		3-8	0-2	0-0	0	2	2	0	6	0	1	0	1	17
25		Stone, Keith		0-2	0-2	0-0	0	0	0	1	0	0	0	0	0	7
		Team					2	3	5							
		Totals		26-58	8-26	6-8	12	20	32	14	66	12	12	4	6	201
		FG % 1st Half:	13-30	43.3%	2nd half:	13-28	46.4%	Game:	26-58	44.8%						Deadball Rebounds 0
		3FG % 1st Half:	4-12	33.3%	2nd half:	4-14	28.6%	Game:	8-26	30.8%						
		FT % 1st Half:	2-2	100.0%	2nd half:	4-6	66.7%	Game:	6-8	75.0%						



## 2016-17 Roster

No.	Name	Pos.	Ht.	Wt.	Cl.-Yr	Hometown (Previous School)
1	Payton Willis	G	6-4	182	Fr. - 1st	Fayetteville, Ark. (Fayetteville)
2	Joe Teye	G/F	6-7	208	So. - 2nd	Chicago, Ill. (Whitney Young)
3	Luke Kornet	F	7-1	250	Sr. - 4th	Lantana, Texas (Liberty Christian)
5	Matthew Fisher-Davis	G	6-5	185	Jr. - 3rd	Charlotte, N.C. (Butler)
11	Jeff Roberson	F	6-6	224	Jr. - 3rd	Houston, Texas (The Kinkaid School)
12	Djery Baptiste	C	6-10	240	R-Fr. - 2nd	Gonaives, Haiti (Prestonwood Christian (Texas))
13	Riley LaChance	G	6-2	192	Jr. - 3rd	Brookfield, Wis. (Brookfield Central)
14	Larry Austin, Jr.	G	6-2	175	R-So. - 3rd	Springfield, Ill. (Xavier University/Lanphier)
15	Clevon Brown	F	6-8	219	Fr. - 1st	San Antonio, Texas (Churchill)
24	Nolan Cressler	G	6-4	210	R-Sr. - 5th	Pittsburgh, Pa. (Cornell/Plum)

### COACHING STAFF

Head Coach..... **Bryce Drew** (Valparaiso, 1998) - 1st  
 Associate Head Coach..... **Roger Powell** (Illinois, 2005) - 1st  
 Assistant Coach..... **Jake Diebler** (Valparaiso, 2009) - 1st  
 Assistant Coach..... **Casey Shaw** (Toledo, 1998) - 1st  
 Director of Recruiting/Player Personnel.. **Omar Mance** (Rice, 2003) - 1st  
 Director of Operations..... **Luke Simons** (Purdue, 2005) - 1st  
 Director of Basketball Admin./Video Coord. **Matt Olinger** (Liberty, 2007) - 1st

### SUPPORT STAFF

Athletic Communications Dir. .... **Andy Boggs** (Florida State, 1998)  
 Academic Support..... **Neal Clark** (Kentucky, 1992)  
 Athletic Trainer..... **Shannon Gordon** (Indiana State, 1992)  
 Strength and Conditioning ..... **Jeremy Anderson** (Liberty, 2011)

### PRONUNCIATION GUIDE

Djery Baptiste..... **Jerry - Bap-TEEST**  
 Luke Kornet..... **Kor-NET**  
 Jeff Roberson..... **ROE-ber-son**  
 Joe Teye..... **TOY**  
 Clevon Brown..... **CLEE-von**  
 Jake Diebler..... **DEEB-ler**

### ROSTER BY CLASS

#### Seniors (2)

**Luke Kornet**..... Lantana, Texas  
**Nolan Cressler**..... Pittsburgh, Pa.

#### Juniors (3)

**Matthew Fisher-Davis**..... Charlotte, N.C.  
**Riley LaChance**..... Brookfield, Wisc.  
**Jeff Roberson**..... Houston, Texas

#### Sophomores (2)

**Larry Austin, Jr.**..... Springfield, Ill.  
**Joe Teye**..... Chicago, Ill.

#### Freshman (3)

**Djery Baptiste**..... Gonaives, Haiti  
**Clevon Brown**..... San Antonio, Texas  
**Payton Willis**..... Fayetteville, Ark.



## MEMORIAL MAGIC - THE HOME TO VANDERBILT HOOPS SINCE 1952

### HISTORIC MEMORIAL GYMNASIUM IN 65TH SEASON

Storied Memorial Gymnasium is in its 65th season as the host venue of Vanderbilt basketball. The SEC's most historic hoops setting has played host to more than 950 men's contests as well as the 1984 and 1991 SEC Tournaments and 40 men's and women's NCAA Tournament contests (since the early 1980s).

As the oldest gymnasium in the SEC, Memorial Gymnasium is renowned for its end zone benches, raised floor and unique atmosphere. It was dedicated in 1952 as a memorial to all Vanderbilt men and women who served in World War II. It was built by the late master architect Edwin Keeble, who was commissioned to build a combination gymnasium/concert hall.

<b>.782</b>	All-time winning percentage at Memorial Gym (778-218).
<b>.896</b>	Winning percentage against non-conference opponents since 1990 (207-24).
<b>6</b>	Undefeated seasons at home.

### Winningest Coaches at Memorial Gymnasium

Coach	Yrs	Record
1. Kevin Stallings (2000-16)	17	226-65
2. Roy Skinner (1959, 1962-76)	16	181-41
3. Bob Polk (1948-58, 1960-61)	8	96-15
4. C.M. Newton (1982-89)	8	91-37
5. Jan van Breda Kolff (1994-99)	6	75-20
6. Eddie Fogler (1990-93)	4	54-12

### Coach Drew at Memorial Gymnasium

Coach	Yr	Record
Bryce Drew	2016-17	6-3

### ANNUAL ATTENDANCE FIGURES

Year	All Games	Attendance	Average	NCAA Rank	SEC Games	SEC Attendance	Average
2016-17	9	86,533	9,615	-	3	34,860	11,620
2015-16	16	178,167	11,135	36	9	107,318	11,924
2014-15	19	168,377	8,862	51	9	88,830	9,870
2013-14	16	152,539	9,534	45	9	92,455	10,273
2012-13	15	159,557	10,637	36	9	100,986	11,221
2011-12	18	246,561	13,698	18	8	112,368	14,046
2010-11	17	234,632	13,802	18	8	114,346	14,293
2009-10	16	217,965	13,623	21	8	113,539	14,192
2008-09	17	225,686	13,276	25	8	112,833	14,104
2007-08	19	254,954	13,418	22	8	113,713	14,214
2006-07	17	204,511	12,030	31	8	109,043	13,630
2005-06	16	195,159	12,197	24	8	108,258	13,532
2004-05^	19	191,678	10,088	43	8	105,357	13,170
2003-04	17	192,301	11,312	33	8	106,990	13,374
2002-03	16	153,123	9,570	46	8	96,906	12,113
2001-02	17	150,325	8,843	50	8	93,873	11,734
2000-01	19	186,468	9,814	45	8	102,055	12,757
1999-00*	18	197,770	10,987	30	8	106,741	13,343
1998-99	16	192,538	12,034	26	8	106,128	13,266
1997-98	16	213,974	13,373	21	8	117,819	14,727
1996-97	16	207,771	12,986	25	8	120,214	15,027
1995-96	18	226,354	12,575	28	8	112,996	14,125
1994-95	13	183,042	14,080	17	8	118,932	14,867
1993-94	16	223,997	14,000	15	8	121,345	15,168
1992-93	14	212,156	15,154	11	8	122,536	15,317
1991-92	17	210,585	12,387	29	8	115,104	14,388
1990-91	16	214,638	13,415	19	9	133,482	14,831
1989-90	19	259,992	13,684	18	9	136,136	15,126
1988-89	15	224,657	14,977	13	9	137,212	15,246
1987-88	16	223,747	13,984	14	9	138,393	15,377
1986-87	17	226,343	13,314	14	9	130,854	14,539
1985-86	15	200,806	13,387	14	9	128,059	14,229
1984-85	16	194,390	12,149	17	9	122,514	13,613
1983-84	18	249,292	13,850	10	9	135,546	15,050
1982-83	17	237,584	13,976	9	9	135,418	15,046
1981-82	14	202,225	14,445	9	9	131,699	14,633
1980-81	15	227,478	15,165	9	9	136,436	15,160
1979-80	15	228,029	15,202	5	9	138,754	15,417
1978-79	14	215,330	15,380	5	9	139,930	15,547
1977-78	14	207,375	14,813	5	9	134,232	14,915
1976-77	15	211,966	14,131	4	9	149,108	16,568
1975-76	13	180,901	13,915	-	9	135,375	15,042
1974-75	12	178,527	14,877	-	9	134,304	14,923
1973-74	12	182,728	15,227	-	9	140,252	15,584
1972-73	12	173,567	14,464	-	9	131,193	14,577
1971-72	12	156,778	13,065	-	9	120,172	13,352
1970-71	12	170,634	14,220	-	9	130,260	14,473
1969-70	12	176,763	14,730	-	9	135,745	14,861
1968-69	12	126,896	10,575	-	9	95,300	10,589
1967-68	12	129,722	10,810	-	9	96,274	10,697
1966-67	12	105,492	8,791	-	9	79,173	8,797
1965-66	12	106,022	8,835	-	9	62,368	8,910
1964-65	12	98,821	8,235	-	9	65,712	8,214
1963-64	12	84,827	7,069	-	6	35,684	5,947
1962-63	12	75,261	6,272	-	6	46,183	6,598
1961-62	13	73,640	5,665	-	8	47,357	5,920
1960-61	13	74,187	5,707	-	7	45,549	6,507
1959-60	14	76,199	5,443	-	8	46,064	5,758

^ First year capacity increased from 14,168 to 14,316; \* First year capacity decreased from 15,311 to 14,168

## VANDERBILT BASKETBALL QUICK HITTERS

- This is the 114th year of Vanderbilt basketball, with the first season taking place in 1900-01. There were no teams in 1904-05 and 1905-06.
- The Commodores have been named to 14 NCAA Tournaments and 12 NIT's. Vanderbilt advanced to the Elite 8 in 1965 (field of 23), and the Sweet 16 in 1988, 1993, 2004, and 2007. The Commodores captured the NIT Championship in 1990 and finished runner-up in 1994.
- The Commodores are a charter member of the SEC, with the 2016-17 season being the 84th year in the conference.
- Vanderbilt is the only private institution in the SEC with the lowest enrollment of any of the 14 schools (6,738).
- Vanderbilt's Perry Wallace became the first African-American scholarship basketball player in the SEC when he took the court in 1967.
- The Commodores have 44 career 1,000-point scorers, with Shan Foster (2004-08) the all-time leading scorer with 2,011 career points.
- Vanderbilt has had 12 All-Americans since 1950. They are: Billy Joe Adcock (1950), Clyde Lee (1965), Tom Hagan (1969), Jan van Breda Kolff (1974), Will Perdue (1988), Billy McCaffrey (1993), Dan Langhi (2000), Matt Freije (2004), Derrick Byars (2007), Shan Foster (2008), and John Jenkins (2011).
- Vanderbilt had two players selected in the 2016 NBA Draft - Wade Baldwin IV, Memphis, 17th pick and Damian Jones, Golden State 30th pick - one of only three schools with two or more players drafted in the first round. In all, 37 Vanderbilt players have been selected in the NBA Draft since 1950.
- The Commodores had three players drafted in the first 31 picks of the 2012 NBA Draft - John Jenkins, Atlanta, 23rd pick, Festus Ezeli, Golden State, 30th pick, Jeffery Taylor, Charlotte, 31st pick - the most by the Commodores in one draft.
- The Commodores ended a 61-year SEC Tournament drought in 2012 by claiming the tournament championship in New Orleans, the team's first SEC tournament championship since 1951.
- Kevin Stallings is the winningest coach in Vanderbilt history with 322 total victories (17 years, 322-220).
- All three of the university's top all-time scorers played for Kevin Stallings (Foster, Jeffery Taylor, Matt Freije). John Jenkins, who is 10th on the list, also played for him.
- Vanderbilt's intercollegiate athletics teams are nicknamed the Commodores, in honor of the nickname given to founder Cornelius Vanderbilt, who made his fortune in shipping. Vanderbilt donated \$1 million to begin "Central University" in 1875 - the campus was later renamed for Cornelius because of his generosity. Cornelius never stepped foot on the campus that bears his namesake.

## SEC STANDINGS

### 2016-17 SEC STANDINGS (1/22)

	SEC	Pct.	All	Pct.
Kentucky	7-0	1.000	17-2	.895
South Carolina	5-1	.833	15-4	.790
Florida	5-2	.714	14-5	.737
Alabama	4-2	.667	11-7	.611
Georgia	4-3	.571	12-7	.632
Arkansas	4-3	.571	15-4	.790
Miss. State	3-3	.500	12-6	.667
<b>Vanderbilt</b>	<b>3-4</b>	<b>.429</b>	<b>9-10</b>	<b>.474</b>
Auburn	3-4	.429	13-6	.684
Ole Miss	3-4	.429	12-7	.632
Tennessee	3-4	.429	10-9	.526
Texas A&M	2-5	.286	10-8	.556
LSU	1-6	.143	9-9	.500
Missouri	0-6	.000	5-13	.278

## SEC STATS

### VU TEAM SEC RANKINGS (1/22)

Category	SEC	All
Scoring	7th (74.9)	10th (72.4)
Scoring Defense	7th (75.0)	8th (70.8)
Scoring Margin	7th (-0.1)	11th (+1.6)
FT%	2nd (.744)	1st (.775)
FG%	4th (.458)	9th (.437)
FG% Defense	10th (.454)	13th (.441)
3FG%	3rd (.389)	1st (.390)
3FG% Defense	14th (.381)	13th (.363)
3FG Made	1st (10.6)	1st (9.8)
Rebound Margin	T-8th (-2.0)	8th (+1.4)
Blocks	13th (2.6)	13th (3.5)
Assists	7th (13.1)	6th (13.8)
Steals	T-13th (4.7)	14th (4.2)
Turnover Margin	11th (-1.3)	13th (-1.9)
Assist/TO Ratio	4th (1.2)	4th (1.1)

### VU INDIVIDUAL SEC RANKINGS (1/22)

Matthew Fisher-Davis	SEC	Total
Scoring	5th (17.4)	8th (16.4)
FT%		10th (.811)
3FG%	10th (.345)	6th (.390)
3FG Made	1st (2.9)	2nd (2.8)
Luke Kornet	SEC	Total
Scoring	NA	NA
Rebounding	T-4th (7.3)	NA
FG%	4th (.493)	NA
FT%	NA	9th (.831)
3FG%	3rd (.474)	NA
3FG Made	T-4th (2.6)	NA
Blocks	T-6th (1.7)	5th (1.9)
Off. Rebounding	10th (2.6)	NA
Def. Rebounding	8th (4.7)	NA
Minutes Played	5th (33.4)	NA
Riley LaChance	SEC	Total
Assists	NA	7th (4.1)
3FG%	1st (.531)	1st (.569)
3FG Made	6th (2.4)	5th (2.2)
A/TO Ratio	NA	4th (2.3)
Minutes Played	9th (32.1)	9th (30.9)
Jeff Roberson	SEC	Total
Rebounding	6th (7.1)	4th (7.3)
FT%	7th (.833)	NA
Def. Rebounding	T-4th (5.1)	3rd (5.4)
Minutes Played	T-7th (32.9)	4th (31.8)





# THE LAST TIME...

## VANDERBILT INDIVIDUALS

### Scoring:

**Scored 25 points** – Matthew Fisher-Davis (25), at Dayton, 12/21/2016

**Scored 30 points** – Matthew Fisher-Davis (33), vs. Auburn, 1/4/2017

**Scored 35 points** – Billy McCaffrey (35), vs. Georgia, 2/24/1993

**Scored 40 points** – Shan Foster (42) vs. Mississippi State, 3/5/2008

### Two Players Had 20 Points –

Matthew Fisher-Davis (20), Damian Jones (20) at Miss. State, 2/16/2016

**Three Players Had 20 Points** – Derrick Byars (28), Shan Foster (21) and Ross Neltner (20) vs. Toledo, 12/2/2006

**Scored 20 Points in Two Straight Games** – Matthew Fisher-Davis at LSU (23) 12/29/16, vs. Auburn (33), 1/4/2017

**Scored 20 Points in Three Straight Games** – Matthew Fisher-Davis at Dayton (25), 12/21/16, at LSU (23) 12/29/16, vs. Auburn (33), 1/4/2017

**Scored 20 Points in Four Straight Games** – John Jenkins vs. Monmouth (25), 11/25/11, vs. Xavier (20), 11/28/11, at Louisville (27), 12/2/2011, at Davidson (22), 12/7/2011

**Scored 20 Points in Five Straight Games** – Shan Foster vs. Georgia (29), 2/23/2008; vs. Tennessee (32), 2/26/2008; at Arkansas (22), 3/1/2008; vs. Mississippi State (42), 3/5/2008; at Alabama (21), 3/8/2008

**Scored 20 Points in Six Straight Games** – Shan Foster vs. Georgia (29), 2/23/2008; vs. Tennessee (32), 2/26/2008; at Arkansas (22), 3/1/2008; vs. Mississippi State (42), 3/5/2008; at Alabama (21), 3/8/2008; vs. Auburn (26), 3/13/2008

**Five Players Scored in Double Figures** – Luke Kornet (18), Jeff Roberson (12), Matthew Fisher-Davis (12), Joe Toye (10), Nolan Cressler (10) vs. Tennessee, 1/14/17

**Seven Players Scored in Double Figures** – Damian Jones (10), Wade Baldwin IV (20), Riley LaChance (10), Nolan Cressler (14), Joe Toye (10), Matthew Fisher-Davis (12), Josh Henderson (11), vs. Detroit (12/2/15)

**Four Players with 15 or more points** – Jeff Roberson (19), Matthew Fisher-Davis (19), Riley LaChance (19), Luke Kornet (16) vs. Kentucky, 1/10/2017

### Double-Doubles:

**Double-Double** – Luke Kornet (15 points, 13 rebounds) at Alabama, 1/7/17

**20-10 game** – Damian Jones (20 points, 10 rebounds) at Miss. State, 2/16/2016

**30-10 game** – A.J. Ogilvy (33 points, 10 rebounds) vs. Oregon, 11/11/2011

**Back-to-back 20-10 games** – Matt Freije vs. South Carolina (26 points, 11 rebounds)

1/28/04; vs. Kentucky (20 points, 11 rebounds) 1/31/04

**Double-Double in Points and Rebounds** – Luke Kornet (15 points, 13 rebounds) at Alabama, 1/7/17

**Double-Double in Points and Assists** – Wade Baldwin IV (15 points, 10 assists) vs. Western Michigan, 12/30/2015

**Double-Double in Points and Blocks** – Luke Kornet (11 points, 10 blocks) vs. Auburn (1/12/2016)

**Double-Double in Points and Steals** – Never

### Double-Double in Two Consecutive games

– Luke Kornet (10 points, 11 rebounds) vs. Auburn, 1/4/17; (15 points, 13 rebounds) at Alabama, 1/7/17

**Double-Double in three consecutive games** – Dan Langhi vs. Notre Dame (33 points, 10 rebounds) 11/21/1998; vs. Morehead State (18 points, 10 rebounds) 11/24/1998; vs. Ohio State (14 points, 17 rebounds) 11/28/1998

### Two players record double-double

– Damian Jones (24 points, 12 rebounds), Luke Kornet (10 points, 10 rebounds) vs. Trevecca, 11/16/2014

### Triple-Doubles:

**Triple-Double** – Luke Kornet (11 points, 11 rebounds, 10 blocks) vs. Auburn, 1/12/16; Brad Tinsley (11 points, 10 rebounds, 10 assists) vs. Presbyterian, 11/12/2010

### Field Goals:

**Made 10 FG in a game** – Damian Jones (10) at Saint Mary's, 3/18/2015

**Made 11 FG in a game** – Matthew Fisher-Davis (11) vs. Auburn, 1/4/2017

**Made 12 FG in a game** – Damian Jones (12) at Florida, 2/23/2016

**Made 16 FG in a game** – Shan Foster (16) vs. Mississippi State, 3/5/2008

**Attempted 15 FG in a game** – Matthew Fisher-Davis (15) vs. Kentucky, 1/10/2017

**Attempted 16 FG in a game** – Damian Jones (16) at Miss. State, 2/16/2016

**Attempted 17 FG in a game** – Luke Kornet (17) at Alabama, 1/17/16

**Attempted 18 FG in a game** – Matthew Fisher-Davis (18) at Dayton, 12/21/2016

**Attempted 19 FG in a game** – Rod Odom (19) vs. Missouri, 1/16/14

**Attempted 20 FG in a game** – Matthew Fisher-Davis (20), vs. Auburn, 1/4/2017

### Three-Pointers:

**Made 5 3-pointers in a game** – Matthew Fisher-Davis (5), at Dayton, 12/21/2016

**Made 6 3-pointers in a game** – Matthew Fisher-Davis (6) at Miss. State, 2/16/2016

**Made 7 3-pointers in a game** – Matthew Fisher-Davis (7) vs. Auburn, 1/4/2017

**Made 8 3-pointers in a game** – Shan Foster (8) vs. UMass, 1/5/2008

**Made 9 3-pointers in a game** – Shan Foster (9) vs. Mississippi State, 3/5/2008

### Attempted 10 3-pointers in a game –

Matthew Fisher-Davis (10) vs. Kentucky, 1/10/2017

**Attempted 15 3-pointers in a game** – John Jenkins (16) vs. Oregon, 11/11/2011

### Free Throws:

**Made 10 FT in a game** – Wade Baldwin IV (10), vs. Dayton, 12/9/15

**Made 12 FT in a game** – Luke Kornet (12) vs. Belmont, 11/15/16

**Made 13 FT in a game** – A.J. Ogilvy (13) vs. DePaul, 12/5/2009

**Made 18 FT in a game** – Matt Freije (18) vs. Indiana, 11/24/2003

**Attempted 12 FT in a game** – Wade Baldwin IV (13) at Tennessee, 1/20/16

**Attempted 14 FT in a game** – Wade Baldwin IV (14) vs. Florida, 1/26/2016

**Attempted 15 FT in a game** – Luke Kornet (16) vs. Belmont, 11/15/16

### Rebounds:

**10 Rebounds in a game** – Luke Kornet (13), at Alabama, 1/7/17

**15 Rebounds in a game** – Jeff Roberson (16) vs. Minnesota, 12/3/16

### 10+ Rebounds in Three Consecutive Games

– Lance Goulbourne (16) vs. Ole Miss, 1/19/2011; (10) vs. St. Mary's, 1/22/2011; (12) at Miss. State, 1/27/2011

### Assists:

**8 Assists** – Payton Willis (8) vs. Santa Clara, 11/25/2016

**9 Assists** – Wade Baldwin IV (9) at Miss. State, 2/16/2016

**10 Assists** – Wade Baldwin IV (10) vs. Auburn, 1/12/16

**11 Assists** – Mario Moore (13) vs. Arkansas, 2/19/2005

**12 Assists** – Mario Moore (13) vs. Arkansas, 2/19/2005

**13 Assists** – Mario Moore (13) vs. Arkansas, 2/19/2005

**14 Assists** – Billy McCaffrey (14) vs. Kentucky, 1/13/1993

**5+ Assists in Four Consecutive Games** – Wade Baldwin IV (8) vs. Texas A&M, 2/4/16; (9) at Ole Miss, 2/6/16; (7) vs. Missouri, 2/10/16; (7) at Auburn, 2/13/16; (9) at Miss. St., 2/16/16; (7) vs. Georgia, 2/20/16

**8+ Assists in Two Consecutive Games** – Atiba Prater (9) at Georgia, 2/2/2000; (9) vs. Boston College, 2/6/2000

### Blocks:

**4 Blocked Shots** – Luke Kornet (4) at Alabama, 1/7/17

**5 Blocked Shots** – Luke Kornet (5) vs. Tennessee, 3/10/2016

**6 Blocked Shots** – Luke Kornet (6) at Texas A&M, 3/5/2016

**7 Blocked Shots** – Damian Jones (7) at S. Carolina, 2/13/14

**10 Blocked Shots** – Luke Kornet (10) vs. Auburn, 1/12/16

### Steals:

**4 Steals** – Riley LaChance (4) at Saint Mary's, 3/18/15

**5 Steals** – Riley LaChance (5) vs. Penn, 12/22/2014

**6 Steals** – Dan Cage (6) vs. Furman, 11/28/2006

**7 Steals** – James Strong (8) vs. Morehead State, 11/24/1998

**8 Steals** – James Strong (8) vs. Morehead State, 11/24/1998

### Minutes:

**Played every minute** – Rod Odom vs. Florida, 2/25/14

**Played over 40 minutes** – Matthew Fisher-Davis (41), Riley LaChance (40) at Arkansas, 1/5/2016

**All 5 starters played 40 minutes** – Steve Tchiengang (40), Brad Tinsley (40), Lance Goulbourne (41), Jeffery Taylor (41), and John Jenkins (41), at Louisville, 12/2/2011

### Fouls:

**Technical Foul** – Matthew Fisher-Davis, vs. Tennessee, 1/14/2017

**Fouled Out** – Matthew Fisher-Davis, vs. Tennessee, 1/14/2017

**Two Players Fouled Out** – Damian Jones, Jeff Roberson at Ole Miss, 2/6/2016

**Three Players Fouled Out** – Damian Jones, Jeff Roberson, Wade Baldwin IV at Ole Miss, 2/6/2016

### TEAM

**Started the game with Opponent Technical Foul** – Furman bench, 12/22/2008

**Scored 95 or more points** – 102 vs. Detroit, 12/2/15 (W, 102-52)

**Scored 100 or more points** – 102 vs. Detroit, 12/2/2015 (W, 102-52)

**Scored 100 or more points (SEC game)** – 102 at Ole Miss, 2/16/2012 (W, 102-76)

**Scored 110 or more points** – 113 vs. Alabama A&M 12/30/1998 (W, 113-71)

**Scored 110 or more points (SEC game)** – 111 vs. Alabama 2/21/1972 (W, 111-91)

**Scored 120 or more points** – 130 vs. Ole Miss 12/22/1970 (W, 130-112)

**Scored 120 or more points (SEC game)** – 130 vs. Ole Miss 12/22/1970 (W, 130-112)

**Scored 130 or more points** – 130 vs. Ole Miss 12/22/1970 (W, 130-112)

**Scored Less than 50 points** – 48 at Middle Tennessee (L, 48-71), 12/8/2016

**Scored Less than 40 points** – 38 at Tennessee (L, 76-38), 3/1/2014

**Scored 20 or less points in half** – 18 (1st half), 20 (2nd half) at Tennessee, 3/1/14, (L, 76-38)

**Scored 90+ points in three consecutive games** – 95 vs. Bradley, 11/24/2007 (W, 95-86); 91 vs. South Alabama, 11/29/2007 (W, 91-88); vs. Georgia Tech, 12/1/2007 (W, 92-79)

**Allowed 90 or more points** – 95, vs. Marquette, 11/11/2016 (L, 95-71)

**Allowed 100 or more points** – 106, Kentucky, 3/5/2003 (L, 44-106)

**Allowed Less than 50 points** – 41, vs. Austin Peay, 11/13/2015 (W, 80-41)

**Allowed 40 or Less points** – 31, at Mississippi State, 2/23/2013 (W, 72-31)

**Shot 60% or better** – .609 vs. Tenn. St., 11/23/14 (W, 78-46)





## THE LAST TIME...

**Shot 60% or better from three** – .643 vs. Purdue, 12/13/14 (W, 81-71)  
**Shot over 67% FG** – .679 vs. TSU, 12/19/2009 (W, 84-71)  
**Shot 50% or better** – .531 vs. Tennessee, 1/14/2017  
**Shot lower than 30%** – .224 at Florida 3/1/2014 (L, 76-38)  
**Allowed 60% shooting** – .612 at Florida, 2/21/2009 (L, 68-82)  
**Scored 100 points in two consecutive games** – 111 vs. North Alabama 12/20/1980 (W, 111-79) and 111 vs. Memphis 12/23/1980 (W, 111-96)  
**Scored 100 points in three consecutive games** – Never  
**Scored 100 points in Consecutive SEC games** – 104 vs. LSU 2/19/1972 (W, 104-83) and 111 vs. Alabama 2/21/1972 (W, 111-91)  
**Won game by 70 points or more** – 71 vs. Union (Tenn.) (W, 95-24), 1911-12  
**Won game by 60 points or more** – 71 vs. Union (Tenn.) (W, 95-24), 1911-12  
**Won game by 50 points or more** – 50 vs. Detroit (W, 102-52) 12/2/2015  
**Lost by 25 or More Points** – at Tennessee, 3/1/2014 (L, 76-38)  
**Game decided by one point** – at Miss. State, 2/16/2016 (L, 75-74)  
**Two consecutive games decided by one point** – at South Carolina (L, 70-71) 1/7/1998 and Tennessee (W, 80-79) 1/10/1998  
**Three consecutive games decided by one point** – Never  
**Shot 90% or Better from Free Throw Line (min. 10 att.)** – 92.3% at Georgia (12-13) 1/21/2017  
**Shot less than 50% from Free Throw Line** – 46.9% vs. Morgan State (15-32) 11/23/13  
**Shot less than 20% from 3PT** – .158 (3-19) vs. Wichita State 3/15/16 (L, 70-50)  
**Attempted 30 FT** – 32 (23-32) vs. Kentucky, 1/10/2017  
**Attempted 35 FT** – 39 (29-39) at Tennessee, 1/20/2016  
**Attempted 40 FT** – 42 (29-42) vs. Florida, 2/3/2015  
**Attempted five or less FT** – 3 vs. Chaminade, 11/24/2009  
**Made 30 FT** – 38, vs. Western Carolina, 12/16/14  
**Made 15 3FG** – 16 vs. LSU, 12/29/2016  
**Won an Overtime Game** – vs. Stony Brook 11/19/15 (W, 79-72)  
**Lost an Overtime Game** – at Arkansas, 1/5/2016 (L, 85-90)  
**Played Two Overtimes** – vs. Yale 1/3/15 (W, 79-74)  
**Played Three Overtimes** – at Ole Miss 2/17/1982 (L, 51-48)  
**Played Four Overtimes** – at Ole Miss 2/17/1982 (L, 51-48)  
**Played consecutive games that went to overtime** – vs. Xavier 11/28/2011 (L, 82-70) and at Louisville, 12/2/2011 (L, 62-60)  
**Had 20 Turnovers** – 26 at Arkansas, 1/5/2016  
**Had fewer than 10 Turnovers in two straight games** – vs. Kentucky (7) 1/10/2017, vs. Tennessee (9) 1/14/2017  
**Had 10 Blocks** – 10, vs. Auburn, 1/12/2016

## OPPONENT - INDIVIDUALS

## Scoring:

**Scored 25 points** – KeVaughn Allen (29) at Florida, 1/21/17  
**Scored 30 points** – Jamal Murray (33) vs. Kentucky, 2/27/16  
**Scored 35 points** – Jared Brownridge (36), Santa Clara, 11/25/2016  
**Scored 40 points** – Morris Almond (44), Rice, 1/3/2007  
**Two Players Had 20 Points** – Anthlon Bell (26), Moses Kingsley (25) at Arkansas, 1/5/16  
**Five Players Scored in Double Figures** Jordan Bone (23), Admiral Schofield (15), Grant Williams (12), Robert Hubbs III (12), Lamonte Turner (12) vs. Tennessee, 1/14/2017  
**Six Players Scored in Double Figures** – Bam Doyno (22), Dwayne Curtis (12), Todd Abernethy (11), Clarence Sanders (11), Polynice (10) and Williams (10), vs. Ole Miss, 1/27/2007  
**Four Players with 15 or more points** – Erik Daniels (20), Marquis Estill (17), Kelenna Azubuike (16) and Gerald Fitch (15) vs. Kentucky, 3/5/2003

## Double-Doubles:

**Double-Double** – Dazon Ingram (10 points, 10 rebounds) at Alabama, 1/7/17  
**Triple-Double** – Sam Muldrow (16 points, 14 rebounds and 10 blocks) at South Carolina, 1/8/2010  
**20-10 game** – Ryan Rosburg (24 points, 11 rebounds), vs. Missouri, 2/10/2016  
**30-10 game** – Ben Simmons (36 points, 14 rebounds), LSU, 1/2/2016  
**Double-Double in Points and Rebounds** – Dazon Ingram (10 points, 10 rebounds) at Alabama, 1/7/17  
**Double-Double in Points and Assists** – Nick Calathes (15 points, 10 assists) at Florida, 1/27/2008  
**Two players record double-doubles** – Prince Ibeh (13 points, 11 rebounds), Kerwin Roach, Jr. (15 points, 11 rebounds), at Texas, 1/30/2016

## Field Goals:

**Made 10 FG in a game** – KeVaughn Allen (10) at Florida, 1/21/17  
**Made 11 FG in a game** – De'Aaron Fox (11), vs. Kentucky, 1/10/17  
**Made 12 FG in a game** – Jamal Murray, vs. Kentucky (12), 2/27/16  
**Made 13 FG in a game** – Bobby Portis, at Arkansas (13), 1/10/15  
**Attempted 15 FG in a game** – Jared Harper (15), Auburn, 1/4/2017  
**Attempted 16 FG in a game** – Armani Moore (16), Tennessee, 3/1/2016  
**Attempted 17 FG in a game** – De'Aaron Fox (17), vs. Kentucky, 1/10/17  
**Attempted 18 FG in a game** – KeVaughn Allen (18) at Florida, 1/21/17  
**Attempted 19 FG in a game** – Taurean Prince (19) at Baylor, 12/6/2015  
**Attempted 20 FG in a game** – Jamal Murray, vs. Kentucky (20), 2/27/16  
**Attempted 25 FG in a game** – Stefan Moody (25) at Ole Miss, 2/6/16

## Three-Pointers:

**Made 5 3-pointers in a game** – KeVaughn Allen (5) at Florida, 1/21/17  
**Made 6 3-pointers in a game** – Jamal Murray, vs. Kentucky (6), 2/27/16  
**Made 7 3-pointers in a game** – Chandler Parsons (7) vs. Florida, 1/25/2009  
**Made 8 3-pointers in a game** – Brian Sullivan (8) vs. Miami (OH), 1/2/2012  
**Attempted 15 3-pointers in a game** – KeVaughn Allen (12), at Florida, 1/21/17  
**Free Throws:**  
**Made 8 FT in a game** – Edrice Adebayo (8) vs. Kentucky, 1/10/17  
**Made 9 FT in a game** – Dusty Hannahs (9) at Arkansas, 1/5/16  
**Made 10 FT in a game** – Miles Bowman, Jr. (10) vs. High Point, 12/6/2016  
**Made 16 FT in a game** – Ben Simmons (16), LSU, 1/2/2016  
**Made 17 FT in a game** – Morris Almond (17) at Rice, 1/3/2007

**Attempted 10 FT in a game** – Edrice Adebayo (10) vs. Kentucky, 1/10/17  
**Attempted 13 FT in a game** – Jared Brownridge (13) vs. Santa Clara, 11/25/16  
**Attempted 14 FT in a game** – Johnny O'Bryant III, (14) at LSU, 1/18/14  
**Attempted 15 FT in a game** – Ben Simmons (19), LSU, 1/2/2016

## Rebounds:

**10 Rebounds in a game** – Braxton Key (11), Dazon Ingram at Alabama, 1/7/17  
**15 Rebounds in a game** – Cinmeon Bowers (15) at Auburn, 2/13/2016  
**18 Rebounds in a game** – Daniel Northern (18) vs. Tennessee Tech, 12/20/2008  
**19 Rebounds in a game** – Omar Samhan (19) at St. Mary's, 11/20/2009  
**20 Rebounds in a game** – Roy Rogers (20) at Alabama, 1/3/1996

## Assists

**8 Assists** – Alex Caruso (8) at Texas A&M, 3/5/16  
**9 Assists** – John Wall (9) at Kentucky, 1/30/2010  
**10 Assists** – Alex Caruso (10) at Texas A&M, 1/31/2015  
**11 Assists** – Dee Bost (11) vs. Mississippi State, 3/11/2011  
**12 Assists** – G.G. Smith (12) vs. Georgia, 2/3/1999

## Blocks:

**4 Blocked Shots** – Grant Williams, (4), vs. Tennessee, 1/14/2017  
**5 Blocked Shots** – Karl-Anthony Towns, (7), at Kentucky, 1/20/15  
**6 Blocked Shots** – Reggie Lynch, (6), vs. Minnesota, 12/3/16  
**7 Blocked Shots** – A.J. Hammons, (7), at Purdue, 12/22/15  
**8 Blocked Shots** – Jarvis Varnado (9) vs. Mississippi State, 2/3/2010  
**10 Blocked Shots** – Sam Muldrow (10) at South Carolina, 1/8/2011

## Steals:

**5 Steals** – Devon Baukman (5) vs. Tennessee, 3/10/2016  
**6 Steals** – Jajuan Johnson (6) vs. Marquette, 11/11/2016  
**7 Steals** – Aaron Lucas (7) at South Carolina, 1/19/2002  
**8 Steals** – Steve Wojciechowski (8) at Duke, 11/22/1996  
**Two players with 3 steals** – Bobby Portis (4), Rashad Madden (3) at Arkansas, 1/10/15

## Minutes:

**Played every minute** – Kadeem Jack, Myles Mack vs. Rutgers, 11/28/14  
**Played over 40 minutes** – Carson Puriefoy (44), vs. Stony Brook, 11/19/15

## Fouls:

**Technical Foul** – Jordan Reed, vs. Tenn. St., 11/29/2016  
**Fouled Out** – Tahjere McCall, vs. Tenn. St., 11/29/201  
**Three Players Fouled Out** – Donte' Williams, Nemanja Djuristic, John Florveus vs. Georgia, 1/14/2012

## OPPONENT - TEAM

**Scored 90 or more points at Memorial Gym** – 90 vs. LSU, 1/2/16 (LSU 90, Vanderbilt 85)  
**Scored 100 or more points** – 106 at Kentucky 3/5/2003 (L, 44-106)  
**Scored 110 or more points** – 120 vs. Kentucky 2/7/1996 (L, 81-120)  
**Scored 120 or more points** – 120 vs. Kentucky 2/7/1996 (L, 81-120)  
**Scored 130 or more points** – Never  
**Scored Less than 50 points** – 41 vs. Austin Peay, 11/13/15 (W, 80-41)  
**Scored Less than 40 points** – 31 at Mississippi State, 2/23/2013 (W, 72-31)  
**Shot 50% or Better** – .586 vs. Tennessee, 1/14/2017 (L, 75-87))  
**Shot 60% or Better** – .612 at Florida (UF 82, VU 68), 2/21/2009  
**Shot 60% or Better from 3PT** – .800 (12-15), vs. High Point, 12/6/2016  
**Shot less than 30% FG** – .290 (18-62), at Auburn, 2/13/2016 (W, 86-57)  
**Shot less than 15% from 3PT** – .111 (1-9), vs. Kentucky, 1/10/17 (L, 81-87)  
**Held Opponent Without a 3-Pointer** – vs. Nebraska, 11/18/10 (W, 59-49)  
**Shot 90% or Better from Free Throw Line** – 91.3, at Georgia (23-25), 1/27/2015  
**Shot less than 50% from Free Throw Line** – .467, vs. Minnesota, 12/3/2016 (L, 52-56)  
**Attempted 30 FT** – 34 vs. Georgia, 1/17/2017  
**Attempted 40 FT** – 42 at Mississippi State, 2/12/2007  
**Attempted 45 or More FT** – 49 at South Carolina, 1/28/2009  
**Attempted five or less FT** – 1 vs. Miami (OH), 1/2/2012  
**Made 20 FT** – 22, vs. Georgia, 1/17/2017  
**Made 30 FT** – 32, at South Carolina, 1/28/2009  
**Made 0 FT** – Georgia, 1/14/2009  
**Made 12 3PT** – 12, vs. High Point, 12/6/2016  
**Made 15 3PT** – 15, vs. Florida, 1/25/2009  
**Attempted 30 or more 3PT** – 41 vs. Belmont, 11/15/16  
**Had 20 Turnovers** – 20 vs. MTSU, 12/21/2012





## DJERY BAPTISTE

12

R-Freshman, Center  
6'10" 240 lbs.  
Gonaives, Haiti  
Prestonwood Christian HS

### SEASON HIGHS

**Points:** 8, vs. Belmont (11/15/16)  
**FG Made:** 3, vs. Belmont (11/15/16)  
**FG Atts:** 5, 2x, last vs. Bucknell (11/21/16)  
**3FG Made:**  
**3FG Atts:**  
**FT Made:** 3, vs. Norfolk St. (11/18/16)  
**FT Atts:** 6, vs. Norfolk St. (11/18/16)  
**Rebounds:** 7, vs. Norfolk St. (11/18/16)  
**Assists:** 1, at Dayton (12/21/16)  
**Turnovers:** 2, 3x, last vs. Butler (11/24/16)  
**Blocks:** 3, vs. Norfolk St. (11/18/16)  
**Steals:** 1, 3x, last vs. Alabama (1/7/16)  
**Minutes:** 18, vs. Norfolk St. (11/18/16)

### CAREER HIGHS

**Points:** 8, vs. Belmont (11/15/16)  
**FG Made:** 3, vs. Belmont (11/15/16)  
**FG Atts:** 5, 2x, last vs. Bucknell (11/21/16)  
**3FG Made:**  
**3FG Atts:**  
**FT Made:** 3, vs. Norfolk St. (11/18/16)  
**FT Atts:** 6, vs. Norfolk St. (11/18/16)  
**Rebounds:** 7, vs. Norfolk St. (11/18/16)  
**Assists:** 1, at Dayton (12/21/16)  
**Turnovers:** 2, 3x, last vs. Butler (11/24/16)  
**Blocks:** 3, vs. Norfolk St. (11/18/16)  
**Steals:** 1, 3x, last vs. Alabama (1/7/16)  
**Minutes:** 18, vs. Norfolk St. (11/18/16)

### MISCELLANEOUS

### BAPTISTE NOTEBOOK

- ✪ Made first career-start vs. Butler.
- ✪ Tallied career-high eight points and three rebounds vs. Belmont; had 7 points and 7 rebounds vs. Norfolk St.
- ✪ Redshirted the 2015-16 season.
- ✪ Signed with the Commodores in November of 2014...Chose the Commodores over UConn, SMU, Oregon, and USC, and was ranked the eighth-best player in the state of Texas according to ESPN.
- ✪ Originally from Haiti, Baptiste is one of the most physically impressive prospects in the 2015 class. He speaks four languages and hopes to one day be a diplomat in his native country.
- ✪ Attended the Prestonwood Christian Academy in Plano, Texas, where he averaged 10 points, 10 rebounds, three blocks, two assists, and one steal in his senior season...Helped lead his Lion teams to four consecutive state championships...Named his team's Defensive Player of the Year in his senior season.
- ✪ Djery Jean Baptiste...November 12, 1995...Son of Hebert Jean Baptiste and Wislonde Destin...Plans to major in Public Policy and Linguistics...Recipient of the Myer Family Men's Basketball Scholarship...Advice to youngsters: "Seek God."

### BAPTISTE GAME-BY-GAME (FRESHMAN)

Opponent	M	FG-A	3P-A	FT-A	Reb	PF	A	T	B	S	PTS
N11 vs. Marquette	9	0-1	0-0	1-2	1	4	0	0	1	1	1
N15 Belmont	11	3-5	0-0	2-2	3	4	0	2	0	0	8
N18 Norfolk State	18	2-4	0-0	3-6	7	3	0	2	3	1	7
N21 Bucknell	13	1-5	0-0	0-0	5	1	0	0	1	0	2
N24 vs. Butler*	17	1-3	0-0	0-0	2	3	0	2	0	0	2
N25 vs. Santa Clara	10	2-2	0-0	0-0	0	3	0	0	0	0	4
N29 Tennessee State	11	2-2	0-0	0-0	3	2	0	1	1	0	4
D3 vs. Minnesota	8	1-1	0-0	0-0	2	1	0	0	0	0	2
D6 High Point	14	0-0	0-0	0-0	1	2	0	1	0	0	0
D8 @ M. Tennessee	3	0-0	0-0	0-0	0	0	0	0	0	0	0
D17 Chattanooga	5	2-2	0-0	0-0	2	1	0	1	0	0	4
D21 @ Dayton	6	0-2	0-0	0-0	1	2	1	0	1	0	0
D29 @ LSU	9	0-1	0-0	0-0	1	2	0	0	0	0	0
J4 Auburn	7	0-1	0-0	0-0	1	1	0	0	0	0	0
J7 @ Alabama	5	0-0	0-0	0-0	0	2	0	0	0	1	0
J10 Kentucky	6	0-0	0-0	0-2	1	4	0	1	0	0	0
J14 Tennessee	2	0-0	0-0	2-2	1	0	0	0	0	0	2
J17 @ Georgia	10	0-1	0-0	0-0	4	1	0	0	0	0	0
J21 @ Florida	7	0-2	0-0	0-0	3	1	0	0	0	0	0

### Baptiste's Overall Statistics at Vanderbilt

Year	GP	GS	Min	Avg	FG	FGA	Pct	3FG	3FGA	Pct	FT	FTA	Pct	Off	Def	Tot	Avg	PF	FO	Ast	TO	Blk	Stl	Pts	Avg
2016-17	19	1	171	9.0	14	32	.438	0	0	.000	8	14	.571	17	21	38	2.0	37	0	1	10	7	3	36	1.9
<b>TOTAL</b>	<b>19</b>	<b>1</b>	<b>171</b>	<b>9.0</b>	<b>14</b>	<b>32</b>	<b>.438</b>	<b>0</b>	<b>0</b>	<b>.000</b>	<b>8</b>	<b>14</b>	<b>.571</b>	<b>17</b>	<b>21</b>	<b>38</b>	<b>2.0</b>	<b>37</b>	<b>0</b>	<b>1</b>	<b>10</b>	<b>7</b>	<b>3</b>	<b>36</b>	<b>1.9</b>

### Baptiste's SEC Statistics at Vanderbilt

Year	GP	GS	Min	Avg	FG	FGA	Pct	3FG	3FGA	Pct	FT	FTA	Pct	Off	Def	Tot	Avg	PF	FO	Ast	TO	Blk	Stl	Pts	Avg
2016-17	7	0	46	6.6	0	5	.000	0	0	.000	2	4	.500	7	4	11	1.6	11	0	0	1	0	1	2	0.3
<b>TOTAL</b>	<b>7</b>	<b>0</b>	<b>46</b>	<b>6.6</b>	<b>0</b>	<b>5</b>	<b>.000</b>	<b>0</b>	<b>0</b>	<b>.000</b>	<b>2</b>	<b>4</b>	<b>.500</b>	<b>7</b>	<b>4</b>	<b>11</b>	<b>1.6</b>	<b>11</b>	<b>0</b>	<b>0</b>	<b>1</b>	<b>0</b>	<b>1</b>	<b>2</b>	<b>0.3</b>





**CLEVEN BROWN**

**15**

Freshman, Forward  
6'8" 219 lbs.  
San Antonio, Texas  
Churchill HS

### SEASON HIGHS

**Points:** 6, 3x, last at M. Tennessee (12/8/16)  
**FG Made:** 3, at M. Tennessee (12/8/16)  
**FG Atts:** 4, 3x, last at M. Tennessee (12/8/16)  
**3FG Made:** 2, vs. Butler (11/24/16)  
**3FG Atts:** 3, vs. Norfolk St. (11/18/16)  
**FT Made:** 1, 2x, last vs. Chattanooga (12/17/16)  
**FT Atts:** 2, last vs. Chattanooga (12/17/16)  
**Rebounds:** 4, at M. Tennessee (12/8/16)  
**Assists:** 1, 2x, last at Florida (1/21/17)  
**Turnovers:** 2, vs. Tennessee State (11/29/16)  
**Blocks:** 1, 7x, last at Florida (1/21/17)  
**Steals:**  
**Minutes:** 17, at M. Tennessee (12/8/16)

### CAREER HIGHS

**Points:** 6, 3x, last at M. Tennessee (12/8/16)  
**FG Made:** 3, at M. Tennessee (12/8/16)  
**FG Atts:** 4, 3x, last at M. Tennessee (12/8/16)  
**3FG Made:** 2, vs. Butler (11/24/16)  
**3FG Atts:** 3, vs. Norfolk St. (11/18/16)  
**FT Made:** 1, 2x, last vs. Chattanooga (12/17/16)  
**FT Atts:** 2, last vs. Chattanooga (12/17/16)  
**Rebounds:** 4, at M. Tennessee (12/8/16)  
**Assists:** 1, 2x, last at Florida (1/21/17)  
**Turnovers:** 2, vs. Tennessee State (11/29/16)  
**Blocks:** 1, 7x, last at Florida (1/21/17)  
**Steals:**  
**Minutes:** 17, at M. Tennessee (12/8/16)

### MISCELLANEOUS

### BROWN NOTEBOOK

- ✪ Tied a career high with six points vs. Middle Tennessee. Also grabbed career-best four rebounds.
- ✪ Signed with the Commodores in November of 2015.
- ✪ Made career debut vs. Marquette, scored five points against Golden Eagles; scored career-high six points vs. Norfolk State.
- ✪ Was ranked as the 9th-best player in the state of Texas by Texas Hoops, and the 126th-ranked player nationally by Rivals.com.
- ✪ As a junior, he averaged 16.8 points, 9.4 rebounds, and 3.2 blocks per game and was named to the District 26-6A first team, while also claiming all-tournament honors at the Northside ISD and Georgetown tournaments.
- ✪ Ranked as the 26th-ranked power forward in the country by Scout.com, he also received offers from Texas, Illinois, Notre Dame, and Auburn.

### BROWN GAME-BY-GAME (FRESHMAN)

Opponent	M	FG-A	3P-A	FT-A	Reb	PF	A	T	B	S	PTS
N11 vs. Marquette	13	2-2	1-1	0-0	2	1	0	1	1	0	5
N15 Belmont	5	0-0	0-0	0-0	0	1	0	0	1	0	0
N18 Norfolk State	16	2-4	1-3	1-1	3	1	0	0	1	0	6
N21 Bucknell	2	0-0	0-0	0-0	1	0	0	1	0	0	0
N24 vs. Butler	16	2-4	2-2	0-0	4	2	0	1	0	0	6
N25 vs. Santa Clara	8	0-3	0-2	0-0	3	0	0	0	0	0	0
N29 Tennessee State	10	0-3	0-2	0-0	2	1	0	2	0	0	0
D3 vs. Minnesota	3	0-1	0-1	0-0	0	3	0	0	0	0	0
D6 High Point	11	1-2	1-2	0-0	0	2	0	1	1	0	3
D8 @ M. Tennessee	17	3-4	0-0	0-0	4	1	1	0	1	0	6
D17 Chattanooga	5	0-0	0-0	1-2	1	1	0	1	0	0	1
D21 @ Dayton	3	0-0	0-0	0-0	2	1	0	0	0	0	0
D29 @ LSU	DNP										
J4 Auburn	8	0-0	0-0	0-0	1	0	0	0	1	0	0
J7 @ Alabama	3	0-0	0-0	0-0	0	0	0	0	0	0	0
J10 Kentucky	2	0-0	0-0	0-0	0	1	0	0	0	0	0
J14 Tennessee	0+	0-0	0-0	0-0	0	0	0	0	0	0	0
J17 @ Georgia	9	0-2	0-2	0-0	1	1	0	0	0	0	0
J21 @Florida	2	0-0	0-0	0-0	0	0	1	1	1	0	0

### Brown's Overall Statistics at Vanderbilt

Year	GP	GS	Min	Avg	FG	FGA	Pct	3FG	3FGA	Pct	FT	FTA	Pct	Off	Def	Tot	Avg	PF	FO	Ast	TO	Blk	Stl	Pts	Avg
2016-17	18	0	133	7.4	10	25	.400	5	15	.333	2	3	.667	8	16	24	1.3	16	0	2	8	7	0	27	1.5
<b>TOTAL</b>	<b>18</b>	<b>0</b>	<b>133</b>	<b>7.4</b>	<b>10</b>	<b>25</b>	<b>.400</b>	<b>5</b>	<b>15</b>	<b>.333</b>	<b>2</b>	<b>3</b>	<b>.667</b>	<b>8</b>	<b>16</b>	<b>24</b>	<b>1.3</b>	<b>16</b>	<b>0</b>	<b>2</b>	<b>8</b>	<b>7</b>	<b>0</b>	<b>27</b>	<b>1.5</b>

### Brown's SEC Statistics at Vanderbilt

Year	GP	GS	Min	Avg	FG	FGA	Pct	3FG	3FGA	Pct	FT	FTA	Pct	Off	Def	Tot	Avg	PF	FO	Ast	TO	Blk	Stl	Pts	Avg
2016-17	6	0	24	4.0	0	2	.000	0	2	.000	0	0	.000	1	1	2	0.3	2	0	1	1	2	0	0	0.0
<b>TOTAL</b>	<b>6</b>	<b>0</b>	<b>24</b>	<b>4.0</b>	<b>0</b>	<b>2</b>	<b>.000</b>	<b>0</b>	<b>2</b>	<b>.000</b>	<b>0</b>	<b>0</b>	<b>.000</b>	<b>1</b>	<b>1</b>	<b>2</b>	<b>0.3</b>	<b>2</b>	<b>0</b>	<b>1</b>	<b>1</b>	<b>2</b>	<b>0</b>	<b>0</b>	<b>0.0</b>





## NOLAN CRESSLER

24

RS Senior, Guard  
6'4" 210 lbs.  
Pittsburgh, Pa.  
Cornell/Plum HS

### SEASON HIGHS

**Points:** 11, 2x, at Georgia (1/17/17)  
**FG Made:** 5, 2x, last at Georgia (1/17/17)  
**FG Atts:** 9, 2x, last at Georgia (1/17/17)  
**3FG Made:** 2, 3x, last at Alabama (1/7/16)  
**3FG Atts:** 4, 2x, last at Georgia (1/17/17)  
**FT Made:** 4, vs. Minnesota (12/3/16)  
**FT Atts:** 5, vs. Minnesota (12/3/16)  
**Rebounds:** 9, vs. Marquette (11/11/16)  
**Assists:** 5, vs. High Point (12/6/16)  
**Turnovers:** 3, 3x, last at Georgia (1/17/17)  
**Blocks:**  
**Steals:** 3, vs. High Point (12/6/16)  
**Minutes:** 30, at Georgia (1/17/17)

### CAREER HIGHS

**Points:** 34, vs. Brown (2/22/14)  
**FG Made:** 11, vs. Siena (11/22/13)  
**FG Atts:** 22, vs. Penn (3/8/14)  
**3FG Made:** 6, vs. Brown (2/22/14)  
**3FG Atts:** 13, at W. Michigan (11/29/13)  
**FT Made:** 10, 2x, last vs. Brown (2/22/14)  
**FT Atts:** 14, vs. Brown (2/22/14)  
**Rebounds:** 9, 3x, last vs. Marquette (11/11/16)  
**Assists:** 5, vs. High Point (12/6/16)  
**Turnovers:** 4, 4x, last vs. Princeton (3/7/14)  
**Blocks:** 1, 5x, last vs. Wichita St. (3/15/16)  
**Steals:** 3, 2x, last vs. High Point (12/6/16)  
**Minutes:** 37, 4x, last vs. Brown (2/22/14)

### MISCELLANEOUS

	2016-17	Career
Double-Digit Pts.	7	48
20+ Points	-	11
5+ threes	-	5

### CRESSLER NOTEBOOK

- ✪ Eclipsed 1,000 point barrier in his career with 10 points against Tennessee.
- ✪ Scored 10 points at Alabama; scored season-high 11 points at Georgia; tallied 10 points at Florida.
- ✪ Scored in double figures in seven games this year.
- ✪ Tallied 10 points vs. High Point. Also tied a career-high with three steals and set a new career-best with five assists.
- ✪ Scored eight points vs. Bucknell; also scored eight points vs. Butler.
- ✪ Tied career high with nine rebounds vs. Marquette.
- ✪ Posted six games in double figures in 2015-16. Scored season-high 14 points vs. Detroit on season-best six made field goals.
- ✪ Tied season high with 14 points at Ole Miss in only 13 minutes of action.
- ✪ Scored 11 points vs. Tennessee in only 12 minutes.
- ✪ Tallied 10 points vs. St. John's in Maui.
- ✪ 6'4 guard who transferred to Vanderbilt from Cornell in the summer of 2014.
- ✪ Averaged 16.8 points, 4.2 rebounds, and 1.6 assists in his sophomore season with the Big Red...Named an honorable-mention All-Ivy selection as a sophomore...Has two years of eligibility remaining after sitting out the 2014-15 season.
- ✪ Led the team in scoring with 16.8 points per game with the Big Red.
- ✪ Also averaged 4.2 rebounds, and 1.6 assists per contest.
- ✪ Scored a career-high 34 points against Brown...His 469 points ranked 14th in a single season at Cornell, while his 68 3-pointers sits 11th... He shot 41 percent from the floor and 36 percent from 3-point range while adding 4.2 rebounds and 1.6 assists per contest.
- ✪ Scored 27 points, including five 3-pointers, at 2013 MAC champion Western Michigan, and notched 25 points on 11-of-19 shooting vs. Siena, adding three rebounds and two assists.
- ✪ Opened the 2013-14 season with a bang, scoring a career-best 23 points in the season opener at Syracuse, including 20 in the first half.

### CRESSLER GAME-BY-GAME (SENIOR)

Opponent	M	FG-A	3P-A	FT-A	Reb	PF	A	T	B	S	PTS
N11 vs. Marquette*	19	3-8	1-1	0-0	9	1	1	3	0	0	7
N15 Belmont*	28	2-5	1-2	0-0	5	3	3	0	0	1	5
N18 Norfolk State*	15	1-5	1-3	0-0	3	2	1	0	0	0	3
N21 Bucknell*	22	4-7	0-2	0-0	1	1	1	1	0	0	8
N24 vs. Butler	18	3-5	1-2	1-1	3	5	0	2	0	2	8
N25 vs. Santa Clara	12	1-3	1-1	0-0	3	1	0	0	0	0	3
N29 Tennessee State	19	2-2	1-1	0-0	5	1	1	2	0	0	5
D3 vs. Minnesota	18	1-3	0-0	4-5	4	2	0	0	0	1	6
D6 High Point	22	4-7	2-3	0-0	4	1	5	3	0	3	10
D8 @ M. Tennessee	26	1-4	0-1	1-2	2	3	1	0	0	1	3
D17 Chattanooga	14	0-1	0-1	0-0	0	1	1	1	0	0	0
D21 @ Dayton	18	5-9	1-3	0-0	6	2	1	1	0	0	11
D29 @ LSU	23	4-4	1-1	1-2	3	1	2	1	0	1	10
J4 Auburn	14	3-3	2-2	0-0	1	0	0	0	0	0	8
J7 @ Alabama	25	4-6	2-4	0-0	4	1	0	0	0	1	10
J10 Kentucky	29	1-6	0-2	0-0	4	1	2	0	0	0	2
J14 Tennessee	29	4-8	0-1	2-2	1	2	3	0	0	1	10
J17 @ Georgia*	30	5-9	1-4	0-0	6	4	4	3	0	1	11
J21 @ Florida*	23	4-6	0-2	2-2	4	2	2	2	0	0	10

### Cressler's Overall Statistics

Year	GP	GS	Min	Avg	FG	FGA	Pct	3FG	3FGA	Pct	FT	FTA	Pct	Off	Def	Tot	Avg	PF	FO	Ast	TO	Blk	Stl	Pts	Avg
2012-13*	31	12	717	23.1	99	232	.427	54	134	.403	36	47	.766	36	47	83	2.7	54	0	24	31	1	19	288	9.3
2013-14*	28	28	912	32.6	169	411	.411	68	187	.364	63	81	.778	63	81	144	5.1	78	3	45	59	2	14	469	16.8
2015-16	30	2	370	12.3	57	125	.456	17	62	.274	12	23	.522	10	55	65	2.2	41	1	23	21	3	3	143	4.8
2016-17	19	6	404	21.3	52	101	.515	15	36	.417	11	14	.786	19	49	68	3.6	34	1	28	19	0	12	130	6.8
<b>VU TOTAL</b>	<b>49</b>	<b>8</b>	<b>774</b>	<b>15.8</b>	<b>109</b>	<b>226</b>	<b>.482</b>	<b>32</b>	<b>98</b>	<b>.327</b>	<b>23</b>	<b>37</b>	<b>.622</b>	<b>29</b>	<b>104</b>	<b>133</b>	<b>2.7</b>	<b>75</b>	<b>2</b>	<b>51</b>	<b>40</b>	<b>3</b>	<b>15</b>	<b>273</b>	<b>5.6</b>
<b>All*</b>	<b>108</b>	<b>48</b>	<b>2403</b>	<b>22.3</b>	<b>377</b>	<b>869</b>	<b>.434</b>	<b>154</b>	<b>419</b>	<b>.368</b>	<b>122</b>	<b>165</b>	<b>.739</b>	<b>128</b>	<b>232</b>	<b>360</b>	<b>3.3</b>	<b>207</b>	<b>5</b>	<b>120</b>	<b>130</b>	<b>6</b>	<b>48</b>	<b>1030</b>	<b>9.5</b>

\* Statistics from prior team/school

### Cressler's SEC Statistics at Vanderbilt

Year	GP	GS	Min	Avg	FG	FGA	Pct	3FG	3FGA	Pct	FT	FTA	Pct	Off	Def	Tot	Avg	PF	FO	Ast	TO	Blk	Stl	Pts	Avg
2015-16	15	0	144	9.6	24	55	.436	5	23	.217	9	17	.529	5	25	30	2.0	18	1	8	8	1	3	62	4.1
2016-17	7	2	173	24.7	25	42	.595	6	16	.375	5	6	.833	5	18	23	3.3	11	0	13	6	0	4	61	8.7
<b>TOTAL</b>	<b>22</b>	<b>2</b>	<b>317</b>	<b>14.4</b>	<b>49</b>	<b>97</b>	<b>.505</b>	<b>11</b>	<b>39</b>	<b>.282</b>	<b>14</b>	<b>23</b>	<b>.609</b>	<b>10</b>	<b>43</b>	<b>53</b>	<b>2.4</b>	<b>29</b>	<b>1</b>	<b>21</b>	<b>14</b>	<b>1</b>	<b>7</b>	<b>123</b>	<b>5.6</b>



**MATTHEW FISHER-DAVIS**

**5**

Junior, Guard  
6'5" 185 lbs.  
Charlotte, N.C.  
Butler HS

### SEASON HIGHS

**Points:** 33, vs. Auburn (1/4/17)  
**FG Made:** 11, vs. Auburn (1/4/17)  
**FG Atts:** 20, vs. Auburn (1/4/17)  
**3FG Made:** 7, vs. Auburn (1/4/17)  
**3FG Atts:** 14, vs. Auburn (1/4/17)  
**FT Made:** 9, 3x, last vs. Kentucky (1/10/17)  
**FT Atts:** 12, at LSU (12/29/16)  
**Rebounds:** 7, 2x, last vs. vs. Auburn (1/4/17)  
**Assists:** 4, vs. Minnesota (12/3/16)  
**Turnovers:** 4, 2x, last at Dayton (12/21/16)  
**Blocks:** 1, 3x, last at Dayton (12/21/16)  
**Steals:** 2, 2x, last vs. Auburn (1/4/17)  
**Minutes:** 38, vs. Kentucky (1/10/17)

### CAREER HIGHS

**Points:** 33, vs. Auburn (1/4/17)  
**FG Made:** 11, vs. Auburn (1/4/17)  
**FG Atts:** 20, vs. Auburn (1/4/17)  
**3FG Made:** 7, vs. Auburn (1/4/17)  
**3FG Atts:** 14, vs. Auburn (1/4/17)  
**FT Made:** 9, 3x, last vs. Kentucky (1/10/17)  
**FT Atts:** 12, at LSU (12/29/16)  
**Rebounds:** 11, vs. Wofford (12/19/15)  
**Assists:** 7, vs. Dayton (12/9/15)  
**Turnovers:** 5, at Stanford (3/24/15)  
**Blocks:** 4, vs. S. Dakota St. (3/20/15)  
**Steals:** 3, vs. Gardner-Webb (11/16/15)  
**Minutes:** 41, at Arkansas (1/5/16)

### MISCELLANEOUS

	2016-17	Career
Double-Digit Pts.	15	43
3+ Threes	9	38
Double-Double	-	1

### FISHER-DAVIS NOTEBOOK

- ✪ Leads the team in scoring with 16.4 points per game, Fisher-Davis is eighth in the SEC in scoring in all games and fifth in SEC games only (17.4), and second in the league in three's made (2.8) in all games and first in league games only (2.9). He shoots 39.0% from three in all games, which is sixth in the SEC.
- ✪ Scored 20 or more points in eight career games.
- ✪ Tallied a career-high 33 points vs. Auburn - made seven threes, first Commodore to make seven three's in a game since John Jenkins made seven against Lafayette on December 21, 2011.
- ✪ Scored 25 points at Dayton on career-best nine made field goals. Made season-high five threes vs. Flyers; tallied 23 points in win at LSU in SEC opener.
- ✪ Started 28 games and played in 32 contests in 2015-16. Scored in double figures in 17 games in 2015-16. Made three or more threes in 17 games.
- ✪ Finished the season first in the SEC in three-point field goal percentage at 44.6%.
- ✪ Finished 2014-15 as the SEC's freshman leader in three-pointers made (2.1, 6th in conference) and was second in three-point percentage in all games (.401). In league games only, Fisher-Davis was fifth in threes made (2.2) and fourth in three-point percentage (.402).
- ✪ Scored a career-high 18 points at Stanford in NIT Quarterfinals on a career-high six made threes.
- ✪ 6'5 guard considered one of best shooters in 2014 class...Shot 67.5% from the floor, 49.1% from three, and 96% from the free throw line in his senior season at Butler HS.
- ✪ Averaged 22 points, 13 rebounds, five assists, two steals and two blocks per game as a senior, and was named the SW4A Player of the Year and as a member of the Charlotte Observer's All-Observer team.
- ✪ Chose Vanderbilt over Texas, Georgia, Baylor, Kansas State, Virginia, Oklahoma State, Arkansas, Alabama, and Wake Forest.

### FISHER-DAVIS GAME-BY-GAME (JUNIOR)

Opponent	M	FG-A	3P-A	FT-A	Reb	PF	A	T	B	S	PTS
N11 vs. Marquette*	22	4-10	2-5	2-2	0	0	1	4	0	0	12
N15 Belmont*	34	4-10	3-6	5-5	3	0	0	2	0	0	16
N18 Norfolk State*	27	5-12	4-9	4-4	3	3	2	0	1	1	18
N21 Bucknell*	36	7-12	4-7	5-7	2	2	0	2	0	1	23
N24 vs. Butler*	11	1-3	0-2	0-0	3	0	0	0	0	1	2
N25 vs. Santa Clara*	35	4-9	3-6	3-3	2	2	2	2	0	0	14
N29 Tennessee State*	29	6-10	2-5	8-11	5	2	1	2	0	2	22
D3 vs. Minnesota*	35	3-11	2-7	0-0	3	1	4	2	0	1	8
D6 High Point*	29	6-10	4-8	3-4	3	0	3	1	1	0	19
D8 @ M. Tennessee*	36	4-13	3-7	2-2	3	1	1	4	0	1	13
D17 Chattanooga*	37	4-14	1-7	9-9	7	3	2	2	0	0	18
D21 @ Dayton*	29	9-18	5-9	2-2	3	4	0	4	1	0	25
D29 @ LSU*	29	5-13	4-9	9-12	4	2	0	2	0	0	23
J4 Auburn*	33	11-20	7-14	4-7	7	1	2	2	0	2	33
J7 @ Alabama*	32	2-9	1-6	2-2	4	3	0	3	0	1	7
J10 Kentucky*	38	4-15	2-10	9-11	2	3	0	0	0	0	19
J14 Tennessee*	25	4-6	2-3	2-5	1	5	0	3	0	0	12
J17 @ Georgia	24	4-13	1-7	0-0	4	3	1	1	0	0	9
J21 @ Florida*	32	6-14	3-9	4-4	3	3	0	1	0	1	19

### Fisher-Davis' Overall Statistics at Vanderbilt

Year	GP	GS	Min	Avg	FG	FGA	Pct	3FG	3FGA	Pct	FT	FTA	Pct	Off	Def	Tot	Avg	PF	FO	Ast	TO	Blk	Stl	Pts	Avg
2014-15	34	11	777	22.9	80	228	.351	71	177	.401	15	21	.714	16	63	79	2.3	55	0	46	31	16	13	246	7.2
2015-16	32	28	877	27.4	102	236	.432	79	177	.446	27	36	.750	12	103	115	3.6	50	1	36	27	9	15	310	9.7
2016-17	19	18	573	30.2	93	222	.419	53	136	.390	73	90	.811	6	56	62	3.3	38	1	19	37	3	11	312	16.4
<b>TOTAL</b>	<b>85</b>	<b>57</b>	<b>2227</b>	<b>26.2</b>	<b>275</b>	<b>686</b>	<b>.401</b>	<b>203</b>	<b>490</b>	<b>.414</b>	<b>115</b>	<b>147</b>	<b>.782</b>	<b>34</b>	<b>222</b>	<b>256</b>	<b>3.0</b>	<b>143</b>	<b>2</b>	<b>101</b>	<b>95</b>	<b>28</b>	<b>39</b>	<b>868</b>	<b>10.2</b>

### Fisher-Davis' SEC Statistics at Vanderbilt

Year	GP	GS	Min	Avg	FG	FGA	Pct	3FG	3FGA	Pct	FT	FTA	Pct	Off	Def	Tot	Avg	PF	FO	Ast	TO	Blk	Stl	Pts	Avg
2014-15	18	7	429	23.8	45	127	.354	39	97	.402	7	11	.636	9	36	45	2.5	27	0	26	17	7	7	136	7.6
2015-16	17	14	491	28.9	57	130	.438	44	101	.436	18	24	.750	5	48	53	3.1	26	1	21	15	4	7	176	10.4
2016-17	7	6	213	30.4	36	90	.400	20	58	.345	30	41	.732	1	24	25	3.6	20	1	3	12	0	4	122	17.4
<b>TOTAL</b>	<b>42</b>	<b>27</b>	<b>1133</b>	<b>27.0</b>	<b>138</b>	<b>347</b>	<b>.398</b>	<b>103</b>	<b>256</b>	<b>.402</b>	<b>55</b>	<b>76</b>	<b>.724</b>	<b>15</b>	<b>108</b>	<b>123</b>	<b>2.9</b>	<b>73</b>	<b>2</b>	<b>50</b>	<b>44</b>	<b>11</b>	<b>18</b>	<b>434</b>	<b>10.3</b>



**LUKE KORNET**

**3**

Senior, Forward  
7'1" 250 lbs.  
Lantana, Texas  
Liberty Christian HS

### SEASON HIGHS

**Points:** 20, vs. Belmont (11/15/16)  
**FG Made:** 8, vs. Bucknell (11/21/16)  
**FG Atts:** 18, vs. Minnesota (12/3/16)  
**3FG Made:** 4, at Georgia (1/17/17)  
**3FG Atts:** 9, at Georgia (1/17/17)  
**FT Made:** 12, vs. Belmont (11/15/16)  
**FT Atts:** 16, vs. Belmont (11/15/16)  
**Rebounds:** 13, at Alabama (1/7/16)  
**Assists:** 2, 5x, last at Georgia (1/17/17)  
**Turnovers:** 4, vs. Butler (11/24/16)  
**Blocks:** 4, 4x, last at Alabama (1/7/16)  
**Steals:** 2, 2x, last at LSU (12/29/16)  
**Minutes:** 38, vs. Tennessee (1/14/17)

### CAREER HIGHS

**Points:** 24, vs. Tennessee State (11/23/14)  
**FG Made:** 10, vs. Tennessee State (11/23/14)  
**FG Atts:** 18, vs. Minnesota (12/3/16)  
**3FG Made:** 5, at Tennessee (2/26/15)  
**3FG Atts:** 9, at S. Carolina (1/9/16)  
**FT Made:** 12, vs. Belmont (11/15/16)  
**FT Atts:** 16, vs. Belmont (11/15/16)  
**Rebounds:** 14, at Tennessee (1/20/16)  
**Assists:** 4, 2x, last vs. South Carolina (2/7/15)  
**Turnovers:** 4, 3x, last vs. Butler (11/24/16)  
**Blocks:** 10, vs. Auburn (1/12/16)  
**Steals:** 3, vs. Miss. State (2/1/14)  
**Minutes:** 38, vs. Tennessee (1/14/17)

### MISCELLANEOUS

	2016-17	Career
Double-Digit Pts.	14	46
3+ Threes	4	12
4+ Blocks	2	16

### KORNET NOTEBOOK

- ✪ Scored in double figures in 14 of 19 games this season and in the last seven games.
- ✪ In SEC play, Kornet is ranked in the top 10 in eight different categories (Rebounding, FG%, 3FG%, 3FG Made, Blocks, Off. Rebounding, Def. Rebounding, Minutes Played).
- ✪ Had first double-double of the season with 10 points and 11 rebounds vs. Auburn; also added four blocks. Added another double-double at Alabama (15 points, 13 rebounds).
- ✪ Recently named to the Senior CLASS Award Top 30 list.
- ✪ Made a game-winning three vs. Chattanooga on Dec. 17; was season-best 3-6 from three.
- ✪ Played in 28 games and made 25 starts in 2015-16. Averaged 8.9 points and 7.3 rebounds per game. Named to All-SEC Defensive Team.
- ✪ Scored in double figures in 11 games and had four or more blocks in 12 contests as a junior. Scored a season-high 20 points at Ole Miss. Made season-high four threes in win over Texas A&M in Nashville.
- ✪ 3rd in the nation in blocked shots, averaging 3.0 blocks per game. Fifth in the program's history in career blocks per game (1.49) and is fourth in total blocks (139).
- ✪ In a single season, Kornet's 84 blocks ranked second in program history, and his 3.0 average was the best in a single season.
- ✪ Notched the program's second triple double with 11 points, 11 rebounds, and 10 blocks vs. Auburn. It was the program's first triple-double with blocks. Brad Tinsley had the other triple double when he registered 11 points, 10 rebounds, and 10 assists in a win over Presbyterian on November 12, 2010.
- ✪ The 10 blocks set a new Vanderbilt program single-game record - the previous best was seven by Will Perdue (vs. East Carolina, 12/28/87), Festus Ezeli (at Georgia, 2/16/11) and Damian Jones (at South Carolina, 2/13/14).
- ✪ Scored in double figures in 18 games as a sophomore and made three or more threes in six games.
- ✪ Played in 30 games and started two as a true freshman; averaged 4.0 points, 2.3 rebounds, and 0.8 assists per game in 2013-14; Scored in double-figures in three games.
- ✪ Grew seven inches in his senior season in high school and then two more when he arrived on campus.
- ✪ Son of Frank Kornet, a former Vanderbilt basketball standout of his own from 1986-89.
- ✪ Averaged 15.0 points, 8.0 rebounds, 3.0 blocks, and 3.0 steals at Liberty Christian School in Argyle, Texas.
- ✪ Advice to youngsters: "Your life is a gift from God, so do everything possible to give back to Him."

### KORNET GAME-BY-GAME (SENIOR)

Opponent	M	FG-A	3P-A	FT-A	Reb	PF	A	T	B	S	PTS
N11 vs. Marquette*	23	4-9	1-4	6-6	5	3	1	3	2	0	15
N15 Belmont*	29	4-9	0-0	12-16	7	1	2	3	3	0	20
N18 Norfolk State*	22	2-5	0-0	5-6	5	1	0	1	4	0	9
N21 Bucknell*	24	8-14	1-1	2-2	6	4	1	1	0	0	19
N24 vs. Butler*	28	2-11	1-5	0-0	5	3	1	4	2	0	5
N25 vs. Santa Clara*	30	4-9	1-3	9-10	6	3	0	3	1	0	18
N29 Tennessee State*	28	2-4	0-1	8-8	6	2	1	3	2	1	12
D3 vs. Minnesota*	32	4-18	2-8	2-4	6	3	1	1	2	0	12
D6 High Point*	23	3-8	0-2	2-2	3	4	1	1	1	1	8
D8 @ M. Tennessee*	28	3-13	0-2	2-2	5	1	1	1	1	0	8
D17 Chattanooga*	35	5-10	3-6	5-6	4	2	2	2	2	2	18
D21 @ Dayton*	33	3-12	2-7	0-0	8	0	3	0	4	0	8
D29 @ LSU*	33	5-7	2-4	2-2	4	3	2	0	0	2	14
J4 Auburn*	31	4-9	1-2	1-3	11	2	2	1	4	1	10
J7 @ Alabama*	37	5-17	3-7	2-3	13	2	2	1	4	1	15
J10 Kentucky*	32	5-11	3-7	3-3	8	4	1	0	0	1	16
J14 Tennessee*	38	7-12	2-4	2-2	7	2	1	2	3	0	18
J17 @ Georgia*	30	7-13	4-9	1-2	4	3	2	1	0	0	19
J21 @ Florida*	33	4-6	3-5	0-0	4	4	0	3	1	1	11

### Kornet's Overall Statistics at Vanderbilt

Year	GP	GS	Min	Avg	FG	FGA	Pct	3FG	3FGA	Pct	FT	FTA	Pct	Off	Def	Tot	Avg	PF	FO	Ast	TO	Blk	Stl	Pts	Avg
2013-14	30	2	460	15.3	45	131	.344	21	89	.236	8	15	.533	19	49	68	2.3	34	0	23	21	17	9	119	4.0
2014-15	35	14	756	21.6	106	214	.495	50	125	.400	42	55	.764	32	88	120	3.4	67	1	37	41	38	7	304	8.7
2015-16	28	25	767	27.4	87	216	.403	26	93	.280	49	71	.690	50	154	204	7.3	68	1	41	31	84	14	249	8.9
2016-17	19	19	569	29.9	81	197	.411	29	77	.377	64	77	.831	38	79	117	6.2	47	0	24	31	36	10	255	13.4
<b>TOTAL</b>	<b>112</b>	<b>60</b>	<b>2552</b>	<b>22.8</b>	<b>319</b>	<b>758</b>	<b>.421</b>	<b>126</b>	<b>384</b>	<b>.328</b>	<b>163</b>	<b>218</b>	<b>.748</b>	<b>139</b>	<b>370</b>	<b>509</b>	<b>4.5</b>	<b>216</b>	<b>2</b>	<b>125</b>	<b>124</b>	<b>175</b>	<b>40</b>	<b>927</b>	<b>8.3</b>

### Kornet's SEC Statistics at Vanderbilt

Year	GP	GS	Min	Avg	FG	FGA	Pct	3FG	3FGA	Pct	FT	FTA	Pct	Off	Def	Tot	Avg	PF	FO	Ast	TO	Blk	Stl	Pts	Avg
2013-14	18	1	279	15.5	24	78	.308	12	57	.211	4	9	.444	10	29	39	2.2	16	0	13	13	10	7	64	3.6
2014-15	18	4	401	22.3	56	119	.471	28	72	.389	21	25	.840	14	44	58	3.2	32	1	22	19	15	5	161	8.9
2015-16	17	15	500	29.4	52	132	.394	19	59	.322	31	47	.660	29	103	132	7.8	47	1	26	26	54	9	154	9.1
2016-17	7	7	234	33.4	37	75	.493	18	38	.474	11	15	.733	18	33	51	7.3	20	0	10	8	12	6	103	14.7
<b>TOTAL</b>	<b>60</b>	<b>27</b>	<b>1414</b>	<b>23.6</b>	<b>169</b>	<b>404</b>	<b>.418</b>	<b>77</b>	<b>226</b>	<b>.341</b>	<b>67</b>	<b>96</b>	<b>.698</b>	<b>71</b>	<b>209</b>	<b>280</b>	<b>4.7</b>	<b>115</b>	<b>2</b>	<b>71</b>	<b>66</b>	<b>91</b>	<b>27</b>	<b>482</b>	<b>8.0</b>



## RILEY LACHANCE

**13**

Junior, Guard  
6'2" 192 lbs.  
Brookfield, Wis.  
Brookfield HS

### SEASON HIGHS

**Points:** 24, at LSU (12/29/16)  
**FG Made:** 8, at LSU (12/29/16)  
**FG Atts:** 13, at LSU (12/29/16)  
**3FG Made:** 5, vs. Santa Clara (11/25/16)  
**3FG Atts:** 7, at LSU (12/29/16)  
**FT Made:** 5, vs. Kentucky (1/10/17)  
**FT Atts:** 8, vs. Kentucky (1/10/17)  
**Rebounds:** 7, vs. Minnesota (12/3/16)  
**Assists:** 7, vs. High Point (12/6/16)  
**Turnovers:** 4, 2x, vs. Kentucky (1/10/17)  
**Blocks:** 1, vs. Marquette (11/11/16)  
**Steals:** 2, 2x, last vs. High Point (12/6/16)  
**Minutes:** 38, 2x, last vs. Tennessee (1/14/17)

### CAREER HIGHS

**Points:** 26, 2x, last vs. W. Carolina (12/16/14)  
**FG Made:** 9, vs. Purdue (12/13/14)  
**FG Atts:** 18, at Florida (2/18/15)  
**3FG Made:** 5, 4x, last vs. Santa Clara (11/25/16)  
**3FG Atts:** 9, 2x, last at Ole Miss (3/7/15)  
**FT Made:** 5, 3x, last vs. Kentucky (1/10/17)  
**FT Atts:** 8, vs. Kentucky (1/10/17)  
**Rebounds:** 9, vs. Missouri (2/21/15)  
**Assists:** 8, at Ole Miss (3/7/15)  
**Turnovers:** 5, vs. Florida (2/3/15)  
**Blocks:** 1, 2x, last vs. Stony Brook (11/19/15)  
**Steals:** 5, vs. Penn (12/22/14)  
**Minutes:** 42, 2x, last vs. Tennessee (2/11/15)

### MISCELLANEOUS

	2016-17	Career
Double-Digit Pts.	9	44
20+ Point games	1	4

### LACHANCE NOTEBOOK

- Scored season-high 24 points in win at LSU. Finished 8-13 from floor, 4-7 from three, and had 5 assists. Was fourth time of his career and first time this season eclipsing the 20-point mark.
- Leads the SEC in three-point field goal percentage in all games (56.9%) and in SEC games only (53.1%). He is fourth in assist-to-turnover ratio (2.3) and seventh in the league in assists (4.1) in all games. In three's made, LaChance ranks fifth in all games (2.2) and sixth in SEC games only (2.4).
- Tallied 17 points - was 6-7 from the floor and 5-6 from three vs. Santa Clara. Also added four rebounds and six assists, and had zero turnovers; named to Continental Tire Las Vegas Invitational All-Tournament team.
- Played in 33 games and started 19 in 2015-16. Averaged 6.9 points and 2.4 rebounds per game.
- Scored double figures in 11 games in 2015-16, including a season-high 18 points vs. Alabama while tying a career-best with five threes.
- Scored 13 points, had six assists, and four assists vs. Gardner-Webb; also scored 13 points vs. Stony Brook.
- Named to preseason All-SEC 2nd Team by league coaches in 2015.
- Named to the SEC All-Freshman team in 2015; SEC freshman leader in points scored in all games and second in threes made.
- Third on Vanderbilt's single-season freshman scoring list with 429 points - one of only four Vanderbilt freshman to ever eclipse 400-point barrier.
- Seventh in threes made (2.1) and eighth in minutes (33.3) as a freshman. Second amongst freshmen in SEC in threes made behind teammate Matthew Fisher-Davis in 2014-15.
- Captured four SEC Freshmen of the Week honors in 2014-15, which set a program record.
- Scored in double figures in 24 games in 2014-15, scored 20 or more points in three contests.
- Ended freshman season with 102 assists, third on the freshman single-season list.
- Scored a career-high 26 points in win over Purdue and 26 vs. Western Carolina.
- 6'2 guard who lead his Brookfield Central High School team in Wisconsin to a 24-1 record as a senior when he averaged 23.0 points and 2.6 assists per game...Left Brookfield as the school's all-time leading scorer (1,643 points). Also Brookfield's single-season scoring leader with 543 points, and the all-time leader in steals with 188.
- Was voted the top point guard in the state of Wisconsin by Wisconsin Hoops, and was the Player of the Year for Waukesha County.
- Major is Human and Organizational Development.

### LACHANCE GAME-BY-GAME (JUNIOR)

Opponent	M	FG-A	3P-A	FT-A	Reb	PF	A	T	B	S	PTS
N11 vs. Marquette*	33	3-5	2-3	1-2	2	0	2	1	1	0	9
N15 Belmont*	24	1-3	1-1	2-2	3	0	4	1	0	0	5
N18 Norfolk State*	22	4-7	3-5	1-1	4	3	1	3	0	2	12
N21 Bucknell*	32	4-7	2-3	0-0	1	1	6	0	0	1	10
N24 vs. Butler*	34	2-6	1-2	2-2	4	3	6	2	0	0	7
N25 vs. Santa Clara*	32	6-7	5-6	0-0	4	4	6	0	0	1	17
N29 Tennessee State*	33	4-6	4-6	0-0	2	2	5	0	0	0	12
D3 vs. Minnesota*	38	4-10	1-2	0-0	7	2	5	3	0	0	9
D6 High Point*	29	4-4	4-4	2-2	2	2	7	1	0	2	14
D8 @ M. Tennessee*	34	1-4	0-2	0-0	4	2	2	3	0	0	2
D17 Chattanooga*	22	1-2	1-2	4-4	1	3	4	1	0	0	7
D21 @ Dayton*	29	0-4	0-4	0-0	5	4	4	1	0	1	0
D29 @ LSU*	36	8-13	4-7	4-5	1	1	5	1	0	1	24
J4 Auburn*	22	3-5	2-4	0-0	4	5	3	4	0	1	8
J7 @ Alabama*	36	3-7	2-4	0-0	3	1	3	4	0	0	8
J10 Kentucky*	32	6-11	2-6	5-8	6	0	4	4	0	0	19
J14 Tennessee*	38	2-6	1-2	4-4	4	2	2	2	0	0	9
J17 @ Georgia*	27	5-10	3-5	0-0	2	4	4	1	0	0	13
J21 @ Florida*	34	4-8	3-4	0-0	2	2	5	2	0	0	11

#### LaChance's Overall Statistics at Vanderbilt

Year	GP	GS	Min	Avg	FG	FGA	Pct	3FG	3FGA	Pct	FT	FTA	Pct	Off	Def	Tot	Avg	PF	FO	Ast	TO	Blk	Stl	Pts	Avg
2014-15	35	35	1166	33.3	147	337	.436	66	173	.382	69	79	.873	10	100	110	3.1	46	0	102	47	1	25	429	12.3
2015-16	33	19	820	24.8	80	226	.354	43	119	.361	26	34	.765	11	69	80	2.4	61	1	81	44	1	20	229	6.9
2016-17	19	19	587	30.9	65	125	.520	41	72	.569	25	30	.833	5	57	62	3.3	43	1	78	34	1	9	196	10.3
<b>TOTAL</b>	<b>87</b>	<b>73</b>	<b>2573</b>	<b>29.6</b>	<b>292</b>	<b>688</b>	<b>.424</b>	<b>150</b>	<b>364</b>	<b>.412</b>	<b>120</b>	<b>143</b>	<b>.839</b>	<b>26</b>	<b>226</b>	<b>252</b>	<b>2.9</b>	<b>150</b>	<b>2</b>	<b>261</b>	<b>125</b>	<b>3</b>	<b>54</b>	<b>854</b>	<b>9.8</b>

#### LaChance's SEC Statistics at Vanderbilt

Year	GP	GS	Min	Avg	FG	FGA	Pct	3FG	3FGA	Pct	FT	FTA	Pct	Off	Def	Tot	Avg	PF	FO	Ast	TO	Blk	Stl	Pts	Avg
2014-15	18	18	622	34.6	73	177	.412	35	91	.385	38	45	.844	6	56	62	3.4	27	0	54	29	0	10	219	12.2
2015-16	18	7	417	23.2	35	115	.304	22	64	.344	16	23	.696	6	40	46	2.6	31	1	36	27	0	13	108	6.0
2016-17	7	7	225	32.1	31	60	.517	17	32	.531	13	17	.765	0	23	23	3.3	15	1	26	18	0	2	92	13.1
<b>TOTAL</b>	<b>43</b>	<b>32</b>	<b>1264</b>	<b>29.4</b>	<b>139</b>	<b>352</b>	<b>.395</b>	<b>74</b>	<b>187</b>	<b>.396</b>	<b>67</b>	<b>85</b>	<b>.788</b>	<b>12</b>	<b>119</b>	<b>131</b>	<b>3.0</b>	<b>73</b>	<b>2</b>	<b>116</b>	<b>74</b>	<b>0</b>	<b>25</b>	<b>419</b>	<b>9.7</b>





## JEFF ROBERSON

**11**

Junior, Forward  
6'6" 224 lbs.  
Houston, Texas  
The Kinkaid School

### SEASON HIGHS

**Points:** 19, vs. Kentucky (1/10/17)  
**FG Made:** 7, vs. Kentucky (1/10/17)  
**FG Atts:** 14, vs. Minnesota (12/3/16)  
**3FG Made:** 4, vs. High Point (12/6/16)  
**3FG Atts:** 7, vs. High Point (12/6/16)  
**FT Made:** 6, vs. Norfolk St. (11/18/16)  
**FT Atts:** 6, 4x, last at Florida (1/21/17)  
**Rebounds:** 16, vs. Minnesota (12/3/16)  
**Assists:** 6, at LSU (12/29/16)  
**Turnovers:** 5, vs. Marquette (11/11/16)  
**Blocks:** 2, 2x, last vs. Chattanooga (12/17/16)  
**Steals:** 2, 3x, last at Florida (1/21/17)  
**Minutes:** 38, 2x, last at Florida (1/21/17)

### CAREER HIGHS

**Points:** 20, vs. Texas A&M (2/4/16)  
**FG Made:** 8, vs. Texas A&M (2/4/16)  
**FG Atts:** 14, vs. Minnesota (12/3/16)  
**3FG Made:** 4, vs. High Point (12/6/16)  
**3FG Atts:** 6, vs. Minnesota (12/3/16)  
**FT Made:** 8, vs. Georgia (2/20/16)  
**FT Atts:** 9, vs. Georgia (2/20/16)  
**Rebounds:** 16, vs. Minnesota (12/3/16)  
**Assists:** 6, at LSU (12/29/16)  
**Turnovers:** 5, vs. Marquette (11/11/16)  
**Blocks:** 2, 5x, last vs. Chattanooga (12/17/16)  
**Steals:** 2, 8x, last at Florida (1/21/17)  
**Minutes:** 39, at Miss. State (2/16/16)

### MISCELLANEOUS

	2016-17	Career
Double-Digit Pts.	12	32
10+ Rebounds	4	9
Double-Doubles	2	7

### ROBERSON NOTEBOOK

- ✦ Scored season-high 19 points vs. Kentucky on season-best 7 made field goals. Also added nine rebounds.
- ✦ Roberson ranks third in the SEC in defensive rebounding and is fourth in rebounding (7.3)
- ✦ Added 11 rebounds in win at LSU, his ninth career game with double figure rebounds and fourth of the 2016-17 season. He also added a career-high six assists.
- ✦ Scored in double figures in 12 games this season.
- ✦ Made a career high four made threes vs. High Point.
- ✦ Had 2nd double-double of season and 7th of career vs. Minnesota with 12 points and a career-high 16 rebounds. Previous career-best in rebounds was 13 against St. John's in Maui on November 23, 2015.
- ✦ Scored nine points and had 10 rebounds in season opener vs. Marquette; had 10 points and 8 rebs. vs. Belmont.
- ✦ Played in 32 games in 2015-16 and made 25 starts. Averaged 9.3 points and 5.6 rebounds per game and 11.0 points and 5.7 rebounds in conference play. Shot 43.5% from three for the season.
- ✦ Scored in double figures in 18 games in 2015-16, including a career-high 20-point effort against Texas A&M in Nashville (2/4), when he was 8-10 from the floor and 3-4 from three.
- ✦ Tallied five double-doubles, including an 18-point, 10-rebound effort in win at Florida.
- ✦ Grabbed career-high 13 rebounds in win over St. John's in Maui.
- ✦ Finished fifth in the SEC in all games in free throw percentage (.833); second in league games only (.877).
- ✦ Started 24 games as a true freshman in 2014-15; averaged 4.7 ppg and shot 45.5% from three.
- ✦ Scored career-high 12 points vs. Tennessee at Memorial Gym.
- ✦ Scored eight points at Georgia Tech on 4-of-5 shooting; also scored eight points vs. Penn and 4-5 from floor.
- ✦ Tied a career high with eight rebounds against Baylor.
- ✦ Played career-high 35 minutes vs. LaSalle and scored seven points and grabbed seven rebounds.
- ✦ Left The Kinkaid School as the school's all-time leading scorer with 1,743 points.
- ✦ Averaged 20.1 points, 9.2 rebounds, 2.0 assists, and 1.5 steals per game in his senior season at the Kinkaid School in Houston.
- ✦ Named a finalist for the Guy V. Lewis Award, which is given to the top high school player in the city of Houston.
- ✦ As a senior, Roberson shot 66.8% from the floor, 48% from three-point range, and 78% from the free throw line.
- ✦ SEC Academic Honor Roll member in 2015.
- ✦ Chose Vanderbilt over Georgia Tech, Saint Louis, and Harvard.

### ROBERSON GAME-BY-GAME (JUNIOR)

Opponent	M	FG-A	3P-A	FT-A	Reb	PF	A	T	B	S	PTS
N11 vs. Marquette*	33	3-11	1-4	2-2	10	0	2	5	0	1	9
N15 Belmont*	33	4-8	2-4	0-0	8	5	4	1	0	0	10
N18 Norfolk State*	24	2-8	1-4	6-6	11	3	3	3	0	0	11
N21 Bucknell*	36	4-10	0-3	0-0	6	2	5	1	1	1	8
N24 vs. Butler*	25	3-5	0-2	5-6	4	4	1	2	1	1	11
N25 vs. Santa Clara*	32	4-8	3-5	1-4	4	2	1	4	0	0	12
N29 Tennessee State*	31	5-10	2-4	1-2	5	3	0	4	0	2	13
D3 vs. Minnesota*	36	5-14	2-6	0-0	16	1	1	1	2	1	12
D6 High Point*	25	5-8	4-7	0-0	3	2	2	2	0	0	14
D8 @ M. Tennessee*	32	4-12	1-5	2-5	8	1	0	3	0	1	11
D17 Chattanooga*	35	4-10	1-4	2-2	5	3	2	1	2	0	11
D21 @ Dayton*	32	2-11	0-3	4-4	9	4	1	1	0	0	8
D29 @ LSU*	37	2-8	0-3	2-3	11	2	6	3	1	2	6
J4 Auburn*	34	0-7	0-3	5-6	7	3	2	1	0	1	5
J7 @ Alabama*	22	2-6	0-1	0-1	1	4	1	0	0	0	4
J10 Kentucky*	38	7-12	1-3	4-4	9	2	2	0	1	0	19
J14 Tennessee*	30	5-9	0-1	2-2	6	3	3	1	0	0	12
J17 @ Georgia*	31	4-10	1-3	2-2	8	2	0	3	0	1	11
J21 @ Florida*	38	1-8	0-3	5-6	8	1	1	2	0	2	7

### Roberson's Overall Statistics at Vanderbilt

Year	GP	GS	Min	Avg	FG	FGA	Pct	3FG	3FGA	Pct	FT	FTA	Pct	Off	Def	Tot	Avg	PF	FO	Ast	TO	Blk	Stl	Pts	Avg
2014-15	33	24	637	19.3	50	103	.485	15	33	.455	40	64	.625	32	70	102	3.1	86	2	37	48	10	13	155	4.7
2015-16	32	25	858	26.8	91	186	.489	30	69	.435	85	102	.833	58	121	179	5.6	101	5	38	34	6	15	297	9.3
2016-17	19	19	604	31.8	66	175	.377	19	68	.279	43	55	.782	36	103	139	7.3	47	1	37	38	8	13	194	10.2
<b>TOTAL</b>	<b>84</b>	<b>68</b>	<b>2099</b>	<b>25.0</b>	<b>207</b>	<b>464</b>	<b>.446</b>	<b>64</b>	<b>170</b>	<b>.376</b>	<b>168</b>	<b>221</b>	<b>.760</b>	<b>126</b>	<b>294</b>	<b>420</b>	<b>5.0</b>	<b>234</b>	<b>8</b>	<b>112</b>	<b>120</b>	<b>24</b>	<b>41</b>	<b>646</b>	<b>7.7</b>

### Roberson's SEC Statistics at Vanderbilt

Year	GP	GS	Min	Avg	FG	FGA	Pct	3FG	3FGA	Pct	FT	FTA	Pct	Off	Def	Tot	Avg	PF	FO	Ast	TO	Blk	Stl	Pts	Avg
2014-15	16	11	313	19.6	22	49	.449	7	13	.538	24	40	.600	18	29	47	2.9	43	1	20	23	3	6	75	4.7
2015-16	18	17	524	29.1	60	114	.526	21	43	.488	57	65	.877	33	69	102	5.7	61	4	29	17	2	7	198	11.0
2016-17	7	7	230	32.9	21	60	.350	2	17	.118	20	24	.833	14	36	50	7.1	17	0	15	10	2	6	64	9.1
<b>TOTAL</b>	<b>41</b>	<b>35</b>	<b>1067</b>	<b>26.0</b>	<b>103</b>	<b>223</b>	<b>.462</b>	<b>30</b>	<b>73</b>	<b>.411</b>	<b>101</b>	<b>129</b>	<b>.783</b>	<b>65</b>	<b>134</b>	<b>199</b>	<b>4.9</b>	<b>121</b>	<b>5</b>	<b>64</b>	<b>50</b>	<b>7</b>	<b>19</b>	<b>337</b>	<b>8.2</b>



JOE TOYE

2

Sophomore, Guard  
6'7" 208 lbs.  
Chicago, Ill.  
Whitney Young HS

## SEASON HIGHS

**Points:** 10, 2x, last vs. Tennessee (1/14/17)  
**FG Made:** 4, vs. Auburn (1/4/17)  
**FG Atts:** 7, vs. Auburn (1/4/17)  
**3FG Made:** 1, 5x, last vs. Tennessee (1/14/17)  
**3FG Atts:** 4, vs. Auburn (1/4/17)  
**FT Made:** 4, 2x, vs. Chattanooga (12/17/16)  
**FT Atts:** 6, vs. Marquette (11/11/16)  
**Rebounds:** 6, vs. Belmont (11/15/16)  
**Assists:** 3, vs. Auburn (1/4/17)  
**Turnovers:** 3, 5x, vs. Auburn (1/4/17)  
**Blocks:** 1, 2x, last at Georgia (1/17/17)  
**Steals:** 1, 4x, vs. Auburn (1/4/17)  
**Minutes:** 27, vs. Tennessee (1/14/17)

## CAREER HIGHS

**Points:** 10, 5x, last vs. Tennessee (1/14/17)  
**FG Made:** 4, vs. Auburn (1/4/17)  
**FG Atts:** 7, vs. Auburn (1/4/17)  
**3FG Made:** 3, vs. Tennessee (3/10/16)  
**3FG Atts:** 4, 2x, last vs. Auburn (1/4/17)  
**FT Made:** 4, 2x, last vs. Chattanooga (12/17/16)  
**FT Atts:** 6, vs. Detroit (12/2/15)  
**Rebounds:** 6, vs. Belmont (11/15/16)  
**Assists:** 4, vs. Tennessee (3/10/16)  
**Turnovers:** 3, vs. Auburn (1/4/17)  
**Blocks:** 1, 3x, last at Georgia (1/17/17)  
**Steals:** 1, 8x, last at LSU (12/29/16)  
**Minutes:** 27, vs. Tennessee (1/14/17)

## MISCELLANEOUS

## TOYE NOTEBOOK

- ✪ Made first career start at Georgia.
- ✪ Tied a career high with 10 points vs. Tennessee. Played a career-high 27 minutes against Volunteers.
- ✪ Was 3-5 from floor in win at LSU and 2-2 from three.
- ✪ Tied a career high with 10 points in win over Chattanooga.
- ✪ Played in 30 games in 2015-16 and averaged 3.6 points and 1.2 rebounds per game. Scored in double figures in three games.
- ✪ Tied a career high with 10 points against Tennessee at SEC Tournament. Made a career-high three three's in a career-best 23 minutes of action. Also scored 10 points in First Four game vs. Wichita State.
- ✪ Scored career-high 10 points vs. Detroit - tied his career high with three made field goals.
- ✪ Signed with the Commodores in November of 2014.
- ✪ Was ranked as the sixth-best player in the state of Illinois and a four-star prospect by ESPN, and was also ranked as the 113th-best prospect in the nation by Rivals.com.
- ✪ Toye and his twin sister Elizabeth are both Division I basketball players - Elizabeth plays for Florida International.
- ✪ Attended Whitney Young High School in Chicago, where he was named as a First-Team All-City selection.
- ✪ Averaged 18.0 points, 7.0 rebounds, 2.0 assists, 2.0 steals, and 1.5 blocks as a senior.
- ✪ Chose the Commodores over Iowa, Memphis, Creighton, Bradley, UIC, and Missouri.
- ✪ Recipient of the Edie and David Johnson Family Basketball Scholarship.
- ✪ Advice to youngsters: "Don't let negative influences in your life."

## TOYE GAME-BY-GAME (SOPHOMORE)

Opponent	M	FG-A	3P-A	FT-A	Reb	PF	A	T	B	S	PTS
N11 vs. Marquette	21	2-4	0-2	4-6	2	1	2	1	0	0	8
N15 Belmont	14	1-3	0-1	1-2	6	0	0	1	0	0	3
N18 Norfolk State	21	1-3	0-1	3-4	3	2	2	0	0	0	2
N21 Bucknell	22	0-4	0-2	0-0	2	2	2	1	0	1	0
N24 vs. Butler	14	3-5	0-1	1-2	2	4	0	1	0	1	7
N25 vs. Santa Clara	9	1-2	1-1	0-0	0	0	1	0	0	0	3
N29 Tennessee State	11	2-3	0-0	1-2	2	1	0	1	0	0	5
D3 vs. Minnesota	7	0-3	0-0	0-0	2	0	0	0	0	0	0
D6 High Point	18	1-5	1-2	3-4	5	1	1	1	0	0	6
D8 @ M. Tennessee	8	1-2	1-1	0-0	1	0	1	1	0	0	3
D17 Chattanooga	19	3-5	0-0	4-4	2	3	2	1	0	0	10
D21 @ Dayton	22	0-2	0-1	2-2	3	2	1	2	0	1	2
D29 @ LSU	11	3-5	2-2	0-0	2	3	1	0	0	1	8
J4 Auburn	19	4-7	1-4	0-0	2	3	3	3	0	1	9
J7 @ Alabama	13	1-3	0-1	0-0	2	2	0	2	1	0	2
J10 Kentucky	12	1-1	0-0	0-2	3	1	1	0	0	0	2
J14 Tennessee	27	3-5	1-2	3-4	5	0	1	0	0	1	10
J17 @ Georgia*	21	0-3	0-0	1-2	3	2	2	0	1	0	1
J21 @ Florida	18	2-3	0-1	1-1	3	2	2	0	0	0	5

## Toye's Overall Statistics at Vanderbilt

Year	GP	GS	Min	Avg	FG	FGA	Pct	3FG	3FGA	Pct	FT	FTA	Pct	Off	Def	Tot	Avg	PF	FO	Ast	TO	Blk	Stl	Pts	Avg
2015-16	30	0	257	8.6	37	74	.500	9	21	.429	25	39	.641	7	30	37	1.2	28	0	10	13	2	6	108	3.6
2016-17	19	1	307	16.2	29	68	.426	7	22	.318	24	35	.686	10	40	50	2.6	29	0	22	15	2	6	89	4.7
<b>TOTAL</b>	<b>49</b>	<b>1</b>	<b>564</b>	<b>11.5</b>	<b>66</b>	<b>142</b>	<b>.465</b>	<b>16</b>	<b>43</b>	<b>.372</b>	<b>49</b>	<b>74</b>	<b>.662</b>	<b>17</b>	<b>70</b>	<b>87</b>	<b>1.8</b>	<b>57</b>	<b>0</b>	<b>32</b>	<b>28</b>	<b>4</b>	<b>12</b>	<b>197</b>	<b>4.0</b>

## Toye's SEC Statistics at Vanderbilt

Year	GP	GS	Min	Avg	FG	FGA	Pct	3FG	3FGA	Pct	FT	FTA	Pct	Off	Def	Tot	Avg	PF	FO	Ast	TO	Blk	Stl	Pts	Avg
2015-16	17	0	100	5.9	11	27	.407	2	9	.222	9	13	.692	2	11	13	0.8	9	0	3	8	1	3	33	1.9
2016-17	7	1	121	17.3	14	27	.519	4	10	.400	5	9	.556	2	18	20	2.9	13	0	10	5	2	3	37	5.3
<b>TOTAL</b>	<b>24</b>	<b>1</b>	<b>221</b>	<b>9.2</b>	<b>25</b>	<b>54</b>	<b>.463</b>	<b>6</b>	<b>19</b>	<b>.316</b>	<b>14</b>	<b>22</b>	<b>.636</b>	<b>4</b>	<b>29</b>	<b>33</b>	<b>1.4</b>	<b>22</b>	<b>0</b>	<b>13</b>	<b>13</b>	<b>3</b>	<b>6</b>	<b>70</b>	<b>2.9</b>



**PAYTON WILLIS**

1

Freshman, Guard  
6'4" 182 lbs.  
Fayetteville, Ark.  
Fayetteville HS

## SEASON HIGHS

**Points:** 17, vs. Butler (11/24/16)  
**FG Made:** 5, vs. Butler (11/24/16)  
**FG Atts:** 8, 2x, last at Alabama (1/7/16)  
**3FG Made:** 3, 2x, last at LSU (12/29/16)  
**3FG Atts:** 6, at LSU (12/29/16)  
**FT Made:** 5, vs. Butler (11/24/16)  
**FT Atts:** 6, 2x, last vs. Butler (11/24/16)  
**Rebounds:** 5, 2x, last at Alabama (1/7/16)  
**Assists:** 8, vs. Santa Clara (11/25/16)  
**Turnovers:** 5, vs. Minnesota (12/3/16)  
**Blocks:** 1, at Dayton (12/21/16)  
**Steals:** 2, at LSU (12/29/16)  
**Minutes:** 32, 2x, last vs. Auburn (1/4/17)

## CAREER HIGHS

**Points:** 17, vs. Butler (11/24/16)  
**FG Made:** 5, vs. Butler (11/24/16)  
**FG Atts:** 8, 2x, last at Alabama (1/7/16)  
**3FG Made:** 3, 2x, last at LSU (12/29/16)  
**3FG Atts:** 6, at LSU (12/29/16)  
**FT Made:** 5, vs. Butler (11/24/16)  
**FT Atts:** 6, 2x, last vs. Butler (11/24/16)  
**Rebounds:** 5, 2x, last at Alabama (1/7/16)  
**Assists:** 8, vs. Santa Clara (11/25/16)  
**Turnovers:** 5, vs. Minnesota (12/3/16)  
**Blocks:** 1, at Dayton (12/21/16)  
**Steals:** 2, at LSU (12/29/16)  
**Minutes:** 32, 2x, last vs. Auburn (1/4/17)

## WILLIS NOTEBOOK

- ✪ Made 12 starts at point guard this season.
- ✪ Scored in double figure for fifth time this season with 10 points at Alabama.
- ✪ Posted a career-high five rebounds against Auburn.
- ✪ Scored 11 points in win at LSU. Was 4-7 from floor and 3-6 from three.
- ✪ Tallied 13 points and was 3-4 from floor vs. High Point.
- ✪ Scored career-high 17 points vs. Butler; made first career start vs. Santa Clara and dished out career-high eight assists vs. Broncos.
- ✪ Signed with the Commodores in the fall of 2015.
- ✪ Third ever Commodore from the state of Arkansas and first since Ralph Childs played for Vanderbilt in the 1955-56 season.
- ✪ Attended Fayetteville High School in Fayetteville, Arkansas, averaged 15.9 points, 3.6 rebounds, 3.5 assists, and 1.5 steals per game while also shooting 44.7% from three in his junior season and was honored as an all-conference and all-state selection as a sophomore and junior.
- ✪ Was ranked as the second-ranked player in the state of Arkansas, the 22nd-best point guard in the country by 247sports.com, and ranked as the 119th-best player in the nation by Rivals.com.

## WILLIS GAME-BY-GAME (FRESHMAN)

Opponent	M	FG-A	3P-A	FT-A	Reb	PF	A	T	B	S	PTS
N11 vs. Marquette	8	1-3	0-1	1-6	2	1	1	0	0	1	3
N15 Belmont	16	3-5	1-3	3-4	1	1	0	2	0	1	10
N18 Norfolk State	20	1-4	0-1	0-0	4	1	5	3	0	0	2
N21 Bucknell	9	1-3	0-0	0-0	0	0	0	0	0	0	2
N24 vs. Butler	27	5-8	2-5	5-6	3	2	2	2	1	0	17
N25 vs. Santa Clara*	32	2-5	1-4	0-0	4	0	8	4	0	0	5
N29 Tennessee State*	23	2-4	1-3	4-4	2	3	3	3	0	0	9
D3 vs. Minnesota*	23	1-2	1-1	0-0	1	0	1	5	0	1	3
D6 High Point*	23	4-5	3-4	2-2	2	2	4	1	0	1	13
D8 @ M. Tennessee*	16	0-1	0-1	2-2	2	1	2	1	0	0	2
D17 Chattanooga*	28	3-6	0-1	1-2	4	1	3	1	0	0	7
D21 @ Dayton*	28	4-7	1-4	0-0	1	0	2	4	1	1	9
D29 @ LSU*	22	4-7	3-6	0-0	0	1	2	3	0	2	11
J4 Auburn*	32	3-6	1-4	0-0	5	2	6	3	0	1	7
J7 @ Alabama*	27	3-8	2-3	2-3	5	2	4	2	0	1	10
J10 Kentucky	11	1-2	0-1	2-2	1	4	0	1	0	1	4
J14 Tennessee	11	1-3	0-1	0-0	0	0	1	1	0	0	2
J17 @ Georgia	18	2-3	0-1	0-0	0	2	1	1	0	1	4
J21 @ Florida	13	2-3	1-1	0-0	0	1	0	1	0	1	5

## Willis' Overall Statistics at Vanderbilt

Year	GP	GS	Min	Avg	FG	FGA	Pct	3FG	3FGA	Pct	FT	FTA	Pct	Off	Def	Tot	Avg	PF	FO	Ast	TO	Blk	Stl	Pts	Avg
2016-17	19	12	387	20.4	43	85	.506	17	45	.378	22	31	.710	11	26	37	1.9	23	0	45	38	2	12	125	6.6
<b>TOTAL</b>	<b>19</b>	<b>12</b>	<b>387</b>	<b>20.4</b>	<b>43</b>	<b>85</b>	<b>.506</b>	<b>17</b>	<b>45</b>	<b>.378</b>	<b>22</b>	<b>31</b>	<b>.710</b>	<b>11</b>	<b>26</b>	<b>37</b>	<b>1.9</b>	<b>23</b>	<b>0</b>	<b>45</b>	<b>38</b>	<b>2</b>	<b>12</b>	<b>125</b>	<b>6.6</b>

## Willis' SEC Statistics at Vanderbilt

Year	GP	GS	Min	Avg	FG	FGA	Pct	3FG	3FGA	Pct	FT	FTA	Pct	Off	Def	Tot	Avg	PF	FO	Ast	TO	Blk	Stl	Pts	Avg
2016-17	7	5	134	19.1	16	32	.500	7	17	.412	4	5	.800	1	10	11	1.6	12	0	14	12	0	7	43	6.1
<b>TOTAL</b>	<b>7</b>	<b>5</b>	<b>134</b>	<b>19.1</b>	<b>16</b>	<b>32</b>	<b>.500</b>	<b>7</b>	<b>17</b>	<b>.412</b>	<b>4</b>	<b>5</b>	<b>.800</b>	<b>1</b>	<b>10</b>	<b>11</b>	<b>1.6</b>	<b>12</b>	<b>0</b>	<b>14</b>	<b>12</b>	<b>0</b>	<b>7</b>	<b>43</b>	<b>6.1</b>



2016-17 Vanderbilt Basketball  
Vanderbilt Combined Team Statistics (as of Jan 23, 2017)  
All games



RECORD:	OVERALL	HOME	AWAY	NEUTRAL
ALL GAMES	9-10	6-3	2-4	1-3
CONFERENCE	3-4	1-2	2-2	0-0
NON-CONFERENCE	6-6	5-1	0-2	1-3

#	Player	gp-gs	min	avg	Total		3-Point		F-Throw		Rebounds				pf	dq	a	to	blk	stl	pts	avg
					fg-fga	fg%	3fg-fga	3fg%	ft-fa	ft%	off	def	tot	avg								
05	FISHER-DAVIS, Matth	19-18	573	30.2	93-222	.419	53-136	.390	73-90	.811	6	56	62	3.3	38	1	19	37	3	11	312	16.4
03	KORNET, Luke	19-19	569	29.9	81-197	.411	29-77	.377	64-77	.831	38	79	117	6.2	47	0	24	31	36	10	255	13.4
13	LACHANCE, Riley	19-19	587	30.9	65-125	.520	41-72	.569	25-30	.833	5	57	62	3.3	43	1	78	34	1	9	196	10.3
11	ROBERSON, Jeff	19-19	604	31.8	66-175	.377	19-68	.279	43-55	.782	36	103	139	7.3	47	1	37	38	8	13	194	10.2
24	CRESSLER, Nolan	19-6	404	21.3	52-101	.515	15-36	.417	11-14	.786	19	49	68	3.6	34	1	28	19	0	12	130	6.8
01	WILLIS, Payton	19-12	387	20.4	43-85	.506	17-45	.378	22-31	.710	11	26	37	1.9	23	0	45	38	2	12	125	6.6
02	TOYE, Joe	19-1	307	16.2	29-68	.426	7-22	.318	24-35	.686	10	40	50	2.6	29	0	22	15	2	6	89	4.7
12	BAPTISTE, Djery	19-1	171	9.0	14-32	.438	0-0	.000	8-14	.571	17	21	38	2.0	37	0	1	10	7	3	36	1.9
15	BROWN, Clevon	18-0	133	7.4	10-25	.400	5-15	.333	2-3	.667	8	16	24	1.3	16	0	2	8	7	0	27	1.5
Team											25	35	60					7				
Total.....		19	3800		457-1046	.437	187-479	.390	275-355	.775	175	488	663	34.9	320	4	263	241	66	79	1376	72.4
Opponents.....		19	3801		485-1100	.441	139-383	.363	237-340	.697	182	454	636	33.5	327	-	241	204	58	102	1346	70.8

TEAM STATISTICS	VU	OPP
SCORING	1376	1346
Points per game	72.4	70.8
Scoring margin	+1.6	-
FIELD GOALS-ATT	457-1046	485-1100
Field goal pct	.437	.441
3 POINT FG-ATT	187-479	139-383
3-point FG pct	.390	.363
3-pt FG made per game	9.8	7.3
FREE THROWS-ATT	275-355	237-340
Free throw pct	.775	.697
F-Throws made per game	14.5	12.5
REBOUNDS	663	636
Rebounds per game	34.9	33.5
Rebounding margin	+1.4	-
ASSISTS	263	241
Assists per game	13.8	12.7
TURNOVERS	241	204
Turnovers per game	12.7	10.7
Turnover margin	-1.9	-
Assist/turnover ratio	1.1	1.2
STEALS	79	102
Steals per game	4.2	5.4
BLOCKS	66	58
Blocks per game	3.5	3.1
ATTENDANCE	86533	72449
Home games-Avg/Game	9-9615	6-9924
Neutral site-Avg/Game	-	4-3226

Date	Opponent	Score	Att.
^ 11/11/16	vs Marquette	L 71-95	4116
11/15/16	BELMONT	w 80-66	9116
+ 11/18/16	NORFOLK STATE	w 75-52	8205
+ 11/21/16	BUCKNELL	L 72-75	8243
# 11/24/16	vs Butler	L 66-76	2537
# 11/25/16	vs Santa Clara	w 76-66	3000
11/29/16	TENNESSEE STATE	w 83-59	8445
% 12/03/16	vs Minnesota	L 52-56	3250
12/06/16	HIGH POINT	w 90-63	8288
12/08/16	at Middle Tennessee	L 48-71	9606
12/17/16	CHATTANOOGA	w 76-74	9376
12/21/16	at Dayton	L 63-68	12828
* 12/29/16	at LSU	w 96-89	7853
* 01/04/17	AUBURN	w 80-61	9918
* 01/07/17	at Alabama	L 56-59	11256
* 01/10/17	KENTUCKY	L 81-87	12707
* 01/14/17	TENNESSEE	L 75-87	12235
* 01/17/17	at Georgia	L 68-76	7480
* 1/21/17	at Florida	w 68-66	10523

^ = Veterans Classic presented by Northwestern Mutual, Annapolis, Md.

+ = Continental Tire Las Vegas Invitational, Nashville, Tenn.

# = Continental Tire Las Vegas Invitational, Las Vegas, Nev.

% = Sanford Pentagon, Sioux Falls, S.D.

\* = Conference game

Score by Periods	1st	2nd	Totals
Vanderbilt	672	704	1376
Opponents	621	725	1346





2016-17 Vanderbilt Basketball  
Vanderbilt Combined Team Statistics (as of Jan 21, 2017)  
Conference games



RECORD:	OVERALL	HOME	AWAY	NEUTRAL
ALL GAMES	3-4	1-2	2-2	0-0
CONFERENCE	3-4	1-2	2-2	0-0
NON-CONFERENCE	0-0	0-0	0-0	0-0

#	Player	gp-gs	min	avg	Total		3-Point		F-Throw		Rebounds				pf	dq	a	to	blk	stl	pts	avg
					fg-fga	fg%	3fg-fga	3fg%	ft-fa	ft%	off	def	tot	avg								
05	FISHER-DAVIS, Matth	7-6	213	30.4	36-90	.400	20-58	.345	30-41	.732	1	24	25	3.6	20	1	3	12	0	4	122	17.4
03	KORNET, Luke	7-7	234	33.4	37-75	.493	18-38	.474	11-15	.733	18	33	51	7.3	20	0	10	8	12	6	103	14.7
13	LACHANCE, Riley	7-7	225	32.1	31-60	.517	17-32	.531	13-17	.765	0	23	23	3.3	15	1	26	18	0	2	92	13.1
11	ROBERSON, Jeff	7-7	230	32.9	21-60	.350	2-17	.118	20-24	.833	14	36	50	7.1	17	0	15	10	2	6	64	9.1
24	CRESSLER, Nolan	7-2	173	24.7	25-42	.595	6-16	.375	5-6	.833	5	18	23	3.3	11	0	13	6	0	4	61	8.7
01	WILLIS, Payton	7-5	134	19.1	16-32	.500	7-17	.412	4-5	.800	1	10	11	1.6	12	0	14	12	0	7	43	6.1
02	TOYE, Joe	7-1	121	17.3	14-27	.519	4-10	.400	5-9	.556	2	18	20	2.9	13	0	10	5	2	3	37	5.3
12	BAPTISTE, Djery	7-0	46	6.6	0-5	.000	0-0	.000	2-4	.500	7	4	11	1.6	11	0	0	1	0	1	2	0.3
15	BROWN, Clevon	6-0	24	4.0	0-2	.000	0-2	.000	0-0	.000	1	1	2	0.3	2	0	1	1	2	0	0	0.0
Team											8	8	16					4				
Total.....		7	1400		180-393	.458	74-190	.389	90-121	.744	57	175	232	33.1	121	2	92	77	18	33	524	74.9
Opponents.....		7	1401		191-421	.454	53-139	.381	90-127	.709	76	170	246	35.1	117	-	93	68	24	38	525	75.0

TEAM STATISTICS	VU	OPP
SCORING	524	525
Points per game	74.9	75.0
Scoring margin	-0.1	-
FIELD GOALS-ATT	180-393	191-421
Field goal pct	.458	.454
3 POINT FG-ATT	74-190	53-139
3-point FG pct	.389	.381
3-pt FG made per game	10.6	7.6
FREE THROWS-ATT	90-121	90-127
Free throw pct	.744	.709
F-Throws made per game	12.9	12.9
REBOUNDS	232	246
Rebounds per game	33.1	35.1
Rebounding margin	-2.0	-
ASSISTS	92	93
Assists per game	13.1	13.3
TURNOVERS	77	68
Turnovers per game	11.0	9.7
Turnover margin	-1.3	-
Assist/turnover ratio	1.2	1.4
STEALS	33	38
Steals per game	4.7	5.4
BLOCKS	18	24
Blocks per game	2.6	3.4
ATTENDANCE	34860	37112
Home games-Avg/Game	3-11620	4-9278
Neutral site-Avg/Game	-	0-0

Date	Opponent		Score	Att.
* 12/29/16	at LSU	w	96-89	7853
* 01/04/17	AUBURN	w	80-61	9918
* 01/07/17	at Alabama	L	56-59	11256
* 01/10/17	KENTUCKY	L	81-87	12707
* 01/14/17	TENNESSEE	L	75-87	12235
* 01/17/17	at Georgia	L	68-76	7480
* 1/21/17	at Florida	w	68-66	10523

^ = Veterans Classic presented by Northwestern Mutual, Annapolis, Md.

+ = Continental Tire Las Vegas Invitational, Nashville, Tenn.

# = Continental Tire Las Vegas Invitational, Las Vegas, Nev.

% = Sanford Pentagon, Sioux Falls, S.D.

\* = Conference game

Score by Periods	1st	2nd	Totals
Vanderbilt	248	276	524
Opponents	251	274	525



2016-17 Vanderbilt Basketball  
Vanderbilt Team Game-by-Game (as of Jan 23, 2017)  
All games



TEAM STATISTICS

Opponent	Date	Score		Total		3-Pointers		Free throws		Rebounds				pf	a	t/o	blk	stl	pts	avg
				fg-fga	pct	3fg-fga	pct	ft-fta	pct	off	def	tot	avg							
vs Marquette	11/11/16	71-95	L	23-58	.397	8-24	.333	17-26	.654	11	26	37	37.0	10	13	19	5	4	71	71.0
BELMONT	11/15/16	80-66	W	23-50	.460	9-18	.500	25-31	.806	7	34	41	39.0	15	13	14	4	2	80	75.5
NORFOLK STATE	11/18/16	75-52	W	21-56	.375	10-28	.357	23-28	.821	15	31	46	41.3	19	16	13	9	4	75	75.3
BUCKNELL	11/21/16	72-75	L	29-62	.468	7-18	.389	7-9	.778	9	18	27	37.8	16	15	8	2	4	72	74.5
vs Butler	11/24/16	66-76	L	22-52	.423	7-22	.318	15-19	.789	8	25	33	36.8	29	11	16	4	5	66	72.8
vs Santa Clara	11/25/16	76-66	W	24-48	.500	15-28	.536	13-17	.765	7	25	32	36.0	15	18	13	1	1	76	73.3
TENNESSEE STATE	11/29/16	83-59	W	25-46	.543	10-23	.435	23-30	.767	13	26	39	36.4	19	12	19	3	6	83	74.7
vs Minnesota	12/03/16	52-56	L	19-63	.302	8-25	.320	6-9	.667	14	32	46	37.6	13	12	12	4	4	52	71.9
HIGH POINT	12/06/16	90-63	W	29-50	.580	19-32	.594	13-15	.867	6	20	26	36.3	16	23	13	3	8	90	73.9
at Middle Tennessee	12/08/16	48-71	L	17-53	.321	5-19	.263	9-13	.692	5	28	33	36.0	10	9	13	2	3	48	71.3
CHATTANOOGA	12/17/16	76-74	W	22-50	.440	6-21	.286	26-29	.897	8	19	27	35.2	18	16	11	4	2	76	71.7
at Dayton	12/21/16	63-68	L	23-65	.354	9-31	.290	8-8	1.000	15	29	44	35.9	19	13	13	7	3	63	71.0
at LSU	12/29/16	96-89	W	31-58	.534	16-32	.500	18-24	.750	9	20	29	35.4	15	18	11	1	9	96	72.9
AUBURN	01/04/17	80-61	W	28-58	.483	14-33	.424	10-16	.625	8	33	41	35.8	17	18	14	5	7	80	73.4
at Alabama	01/07/17	56-59	L	20-56	.357	10-26	.385	6-9	.667	8	27	35	35.7	17	10	12	5	5	56	72.3
KENTUCKY	01/10/17	81-87	L	25-58	.431	8-29	.276	23-32	.719	5	29	34	35.6	20	10	7	1	2	81	72.8
TENNESSEE	01/14/17	75-87	L	26-49	.531	6-14	.429	17-21	.810	8	18	26	35.1	14	11	9	3	2	75	72.9
at Georgia	01/17/17	68-76	L	27-64	.422	10-31	.323	4-6	.667	11	26	37	35.2	22	14	11	1	3	68	72.7
at Florida	1/21/17	68-66	W	23-50	.460	10-25	.400	12-13	.923	8	22	30	34.9	16	11	13	2	5	68	72.4
Vanderbilt		1376		457-1046	.437	187-479	.390	275-355	.775	175	488	663	34.9	320	263	241	66	79	1376	72.4
Opponents		1346		485-1100	.441	139-383	.363	237-340	.697	182	454	636	33.5	327	241	204	58	102	1346	70.8

Games played: 19  
Points/game: 72.4  
FG Pct: 43.7  
3FG Pct: 39.0  
FT Pct: 77.5

Rebounds/game: 34.9  
Assists/game: 13.8  
Turnovers/game: 12.7  
Assist/turnover ratio: 1.1  
Steals/game: 4.2  
Blocks/game: 3.5



2016-17 Vanderbilt Basketball  
Vanderbilt Opponent Game-by-Game (as of Jan 23, 2017)  
All games



OPPONENT STATISTICS

				Total		3-Pointers		Free throws		Rebounds											
Opponent	Date	Score		fg-fga	pct	3fg-fga	pct	ft-fa	pct	off	def	tot	avg	pf	a	t/o	blk	stl	pts	avg	
vs Marquette	11/11/16	71-95	L	39-74	.527	13-31	.419	4-5	.800	10	29	39	39.0	23	22	12	4	13	95	95.0	
BELMONT	11/15/16	80-66	W	24-68	.353	9-41	.220	9-13	.692	10	23	33	36.0	23	15	9	2	4	66	80.5	
NORFOLK STATE	11/18/16	75-52	W	18-60	.300	2-11	.182	14-20	.700	13	23	36	36.0	21	2	12	1	3	52	71.0	
BUCKNELL	11/21/16	72-75	L	27-53	.509	8-19	.421	13-17	.765	8	25	33	35.2	10	9	11	4	4	75	72.0	
vs Butler	11/24/16	66-76	L	21-52	.404	9-25	.360	25-36	.694	12	24	36	35.4	17	14	12	1	6	76	72.8	
vs Santa Clara	11/25/16	76-66	W	23-49	.469	6-21	.286	14-15	.933	1	20	21	33.0	20	8	9	1	0	66	71.7	
TENNESSEE STATE	11/29/16	83-59	W	20-49	.408	7-15	.467	12-25	.480	9	11	20	31.1	20	8	14	3	3	59	69.9	
vs Minnesota	12/03/16	52-56	L	23-59	.390	3-9	.333	7-15	.467	10	31	41	32.4	7	15	9	8	7	56	68.1	
HIGH POINT	12/06/16	90-63	W	19-41	.463	12-15	.800	13-16	.813	4	17	21	31.1	17	12	19	1	5	63	67.6	
at Middle Tennessee	12/08/16	48-71	L	28-61	.459	7-24	.292	8-13	.615	7	32	39	31.9	14	15	6	3	10	71	67.9	
CHATTANOOGA	12/17/16	76-74	W	29-54	.537	3-11	.273	13-19	.684	11	22	33	32.0	24	11	14	3	3	74	68.5	
at Dayton	12/21/16	63-68	L	23-59	.390	7-22	.318	15-19	.789	11	27	38	32.5	14	17	9	3	6	68	68.4	
at LSU	12/29/16	96-89	W	31-54	.574	17-28	.607	10-16	.625	6	23	29	32.2	17	18	15	3	7	89	70.0	
AUBURN	01/04/17	80-61	W	22-68	.324	6-21	.286	11-13	.846	12	25	37	32.6	18	8	12	4	8	61	69.4	
at Alabama	01/07/17	56-59	L	20-63	.317	7-25	.280	12-18	.667	20	30	50	33.7	13	13	11	5	6	59	68.7	
KENTUCKY	01/10/17	81-87	L	34-67	.507	1-9	.111	18-24	.750	10	30	40	34.1	23	8	6	1	2	87	69.8	
TENNESSEE	01/14/17	75-87	L	34-58	.586	8-15	.533	11-14	.786	8	18	26	33.6	19	18	6	4	4	87	70.8	
at Georgia	01/17/17	68-76	L	24-53	.453	6-15	.400	22-34	.647	8	24	32	33.6	13	16	6	3	5	76	71.1	
at Florida	1/21/17	68-66	W	26-58	.448	8-26	.308	6-8	.750	12	20	32	33.5	14	12	12	4	6	66	70.8	
Opponents		1346		485-1100	.441	139-383	.363	237-340	.697	182	454	636	33.5	327	241	204	58	102	1346	70.8	
Vanderbilt		1376		457-1046	.437	187-479	.390	275-355	.775	175	488	663	34.9	320	263	241	66	79	1376	72.4	

Games played: 19  
Points/game: 70.8  
FG Pct: 44.1  
3FG Pct: 36.3  
FT Pct: 69.7

Rebounds/game: 33.5  
Assists/game: 12.7  
Turnovers/game: 10.7  
Assist/turnover ratio: 1.2  
Steals/game: 5.4  
Blocks/game: 3.1



2016-17 Vanderbilt Basketball  
Vanderbilt Points-Rebounds-Assists (as of Jan 23, 2017)  
All games



Opponent	Date	Score		01 WILLIS,PAY	02 TOYE,JOE	03 KORNET,LUK	05 FISHER-DAV	11 ROBERSON,J	12 BAPTISTE,D	13 LACHANCE,R
vs Marquette	11/11/16	71-95	L	3-2-1	8-2-2	15-5-1	12-0-1	9-10-2	1-1-0	9-2-2
BELMONT	11/15/16	80-66	w	10-1-0	3-6-0	20-7-2	16-3-0	10-8-4	8-3-0	5-3-4
NORFOLK STATE	11/18/16	75-52	w	2-4-5	5-3-2	9-5-0	18-3-2	11-11-3	7-7-0	12-4-1
BUCKNELL	11/21/16	72-75	L	2-0-0	0-2-2	19-6-1	23-2-0	8-6-5	2-5-0	10-1-6
vs Butler	11/24/16	66-76	L	17-3-2	7-2-0	5-5-1	2-3-0	11-4-1	2-2-0	7-4-6
vs Santa Clara	11/25/16	76-66	w	5-4-8	3-0-1	18-6-0	14-2-2	12-4-1	4-0-0	17-4-6
TENNESSEE STATE	11/29/16	83-59	w	9-2-3	5-2-0	12-6-1	22-5-1	13-5-0	4-3-0	12-2-5
vs Minnesota	12/03/16	52-56	L	3-1-1	0-2-0	12-6-1	8-3-4	12-16-1	2-2-0	9-7-5
HIGH POINT	12/06/16	90-63	w	13-2-4	6-5-1	8-3-1	19-3-3	14-3-2	0-1-0	14-2-7
at Middle Tennessee	12/08/16	48-71	L	2-2-2	3-1-1	8-5-1	13-3-1	11-8-0	0-0-0	2-4-2
CHATTANOOGA	12/17/16	76-74	w	7-4-3	10-2-2	18-4-2	18-7-2	11-5-2	4-2-0	7-1-4
at Dayton	12/21/16	63-68	L	9-1-2	2-3-1	8-8-3	25-3-0	8-9-1	0-1-1	0-5-4
at LSU	12/29/16	96-89	w	11-0-2	8-2-1	14-4-2	23-4-0	6-11-6	0-1-0	24-1-5
AUBURN	01/04/17	80-61	w	7-5-6	9-2-3	10-11-2	33-7-2	5-7-2	0-1-0	8-4-3
at Alabama	01/07/17	56-59	L	10-5-4	2-2-0	15-13-2	7-4-0	4-1-1	0-0-0	8-3-3
KENTUCKY	01/10/17	81-87	L	4-1-0	2-3-1	16-8-1	19-2-0	19-9-2	0-1-0	19-6-4
TENNESSEE	01/14/17	75-87	L	2-0-1	10-5-1	18-7-1	12-1-0	12-6-3	2-1-0	9-4-2
at Georgia	01/17/17	68-76	L	4-0-1	1-3-2	19-4-2	9-4-1	11-8-0	0-4-0	13-2-4
at Florida	1/21/17	68-66	w	5-0-0	5-3-2	11-4-0	19-3-0	7-8-1	0-3-0	11-3-5

Opponent	Date	Score		15 BROWN,CLEV	24 CRESSLER,N
vs Marquette	11/11/16	71-95	L	5-2-0	7-9-1
BELMONT	11/15/16	80-66	w	0-0-0	5-5-3
NORFOLK STATE	11/18/16	75-52	w	6-3-0	3-3-1
BUCKNELL	11/21/16	72-75	L	0-1-0	8-1-1
vs Butler	11/24/16	66-76	L	6-4-0	8-3-0
vs Santa Clara	11/25/16	76-66	w	0-3-0	3-3-0
TENNESSEE STATE	11/29/16	83-59	w	0-2-0	5-5-1
vs Minnesota	12/03/16	52-56	L	0-0-0	6-4-0
HIGH POINT	12/06/16	90-63	w	3-0-0	10-4-5
at Middle Tennessee	12/08/16	48-71	L	6-4-1	3-2-1
CHATTANOOGA	12/17/16	76-74	w	1-1-0	0-0-1
at Dayton	12/21/16	63-68	L	0-2-0	11-6-1
at LSU	12/29/16	96-89	w	DNP	10-3-2
AUBURN	01/04/17	80-61	w	0-1-0	8-1-0
at Alabama	01/07/17	56-59	L	0-0-0	10-4-0
KENTUCKY	01/10/17	81-87	L	0-0-0	2-4-2
TENNESSEE	01/14/17	75-87	L	0-0-0	10-1-3
at Georgia	01/17/17	68-76	L	0-1-0	11-6-4
at Florida	1/21/17	68-66	w	0-0-1	10-4-2